

2023-2024

ANNUAL REPORT

WICHITA STATE UNIVERSITY



WICHITA STATE
UNIVERSITY

STRATEGIC PLAN



STUDENT CENTEREDNESS

Promote holistic student success through a supportive learning environment in which all of our students – past, present and future – continually thrive and grow.



RESEARCH AND SCHOLARSHIP

Accelerate the discovery, creation and transfer of new knowledge.



CAMPUS CULTURE

Empower students, faculty, staff and the greater Wichita community to create a culture and experience that meets their ever-changing needs.



INCLUSIVE EXCELLENCE

Be a campus that reflects and promotes – in all community members – the evolving diversity of society.



PARTNERSHIPS AND ENGAGEMENT

Advance industry and community partnerships to provide quality educational opportunities and collaborations to satisfy rapidly evolving community and workforce needs.



➔ 2024-25 PRIORITIES

Wichita State University endeavors to build a stronger Kansas and a brighter tomorrow through our relentless commitment to the people, businesses and economy of our state. As such, the university has adopted a strategic plan and vision to be one of the nation's premier urban public research universities, known for providing impactful applied learning experiences and driving prosperity for the people and communities we serve.

HELPING FAMILIES THROUGH ACCESS AND AFFORDABILITY

- Provide an accessible, affordable and impactful higher education for all Kansans.
- Continue implementation of strategic enrollment management plan.
- Allocate university funds toward student aid and retention efforts.
- Continue implementation of Shocker Promise: full tuition and fees for Pell-eligible incoming high school students.
- Increase need-based aid.

SUPPORTING KANSAS BUSINESSES WITH A TALENT PIPELINE THAT MEETS EMPLOYER NEEDS

- Increase relevant applied learning experiences that match the needs of industry, agency and community partners.
- Continue the development of the Innovation Campus by attracting potential partners. Complete the Hub for Advanced Manufacturing (HAMR) facility and Partnership Building 11, which will house new Innovative Campus partners.

INCREASING ECONOMIC PROSPERITY WITH HIGHER EDUCATION THAT BENEFITS THE KANSAS ECONOMY

- Elevate Wichita State as a premier, urban public research university in the United States.
- Seek and capitalize on opportunities for innovation and research for the Innovation Campus and beyond.
- Increase faculty research and innovation infrastructure.
- Continue to improve support of applied research efforts for industry and defense.
- Enter into financially prudent private-public partnerships (P3s) on university-owned property that provide services.
- Develop, enhance, and maintain exceptional campus facilities.
- Support Wichita downtown development with a health corridor.

VISION

To be one of the nation's premiere urban public research universities, known for providing impactful applied learning experiences and driving prosperity for the people and communities we serve.

MISSION

To be an essential educational, cultural and economic driver for Kansas and the greater public good.

CORE VALUES

- Integrity
- Transparency
- Personal responsibility
- Collaboration
- Access and equity

DISTINCTIVE VALUES

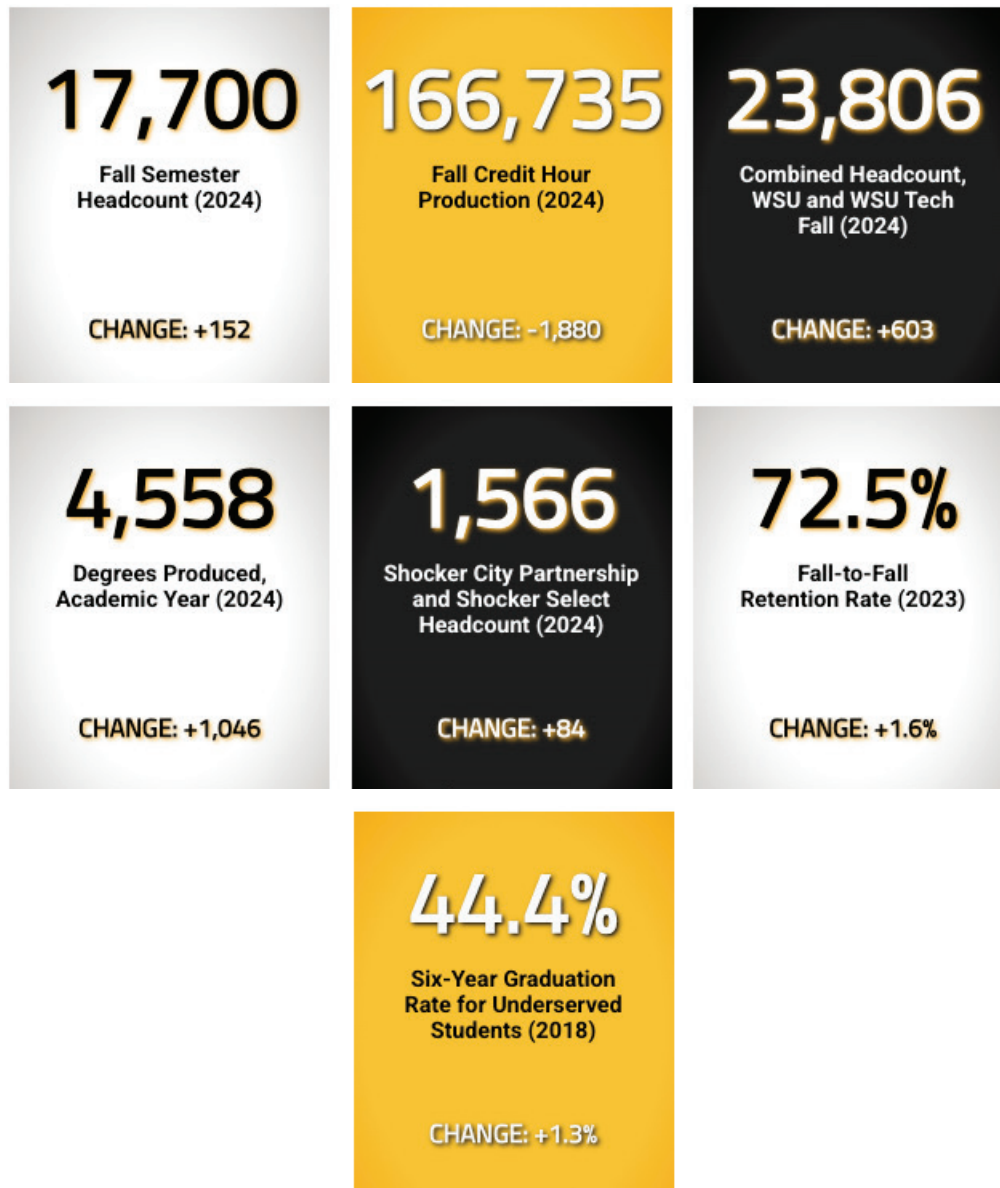
- Seizing opportunities
- Adaptive approaches
- Positive risk-taking
- Innovation and creativity
- Knowledge creation and dynamic educational opportunities

STUDENT-CENTEREDNESS

Promote holistic student success through a supportive learning environment in which all of our students – past, present and future – continually thrive and grow.

Wichita State University prioritizes student centeredness by fostering a supportive learning environment that encourages personal and academic growth for all students – past, present, and future. The university offers various programs, such as the Shocker Comeback Program and mentorship opportunities, to help new students navigate their college experience. With a commitment to affordability and accessibility, Wichita State is recognized as the most affordable research institution in Kansas, providing numerous scholarships and service learning opportunities across all academic colleges. The recent addition of the Marcus Welcome Center annex enhances the student experience, while initiatives like the public 5k run/walk support students in need. WSU continues to thrive with a record enrollment of 17,700 students and awarded 4,558 degrees, reflecting its dedication to meeting both student and societal needs while contributing to economic growth in the state.

STRATEGIC PLAN METRICS



STORIES

- [How new Shockers can find a mentor](#)
- [Shocker Pre-Season programs build social and academic connections to help students succeed](#)
- [Returning to college can be scary - WSU's new Shocker Comeback Program can help](#)
- [New Marcus Welcome Center annex showcases Wichita State student experience](#)
- [Shocker Studios has new views with the Synthetic Scenes digital wall](#)
- [Grant will help WSU audiology students with equipment, labs at Biomedical Campus](#)
- [Wichita State wins \\$10,000 to ease adult learners' transition into college](#)
- [WSU's College of Engineering to host public 5k run/walk to benefit students in need](#)

RESEARCH AND SCHOLARSHIP

Accelerate the discovery, creation and transfer of new knowledge..

Wichita State University is making significant strides in research and scholarship, marked by key milestones such as breaking into the Top 10 in NSF's engineering R&D rankings and ranking No. 1 for aerospace R&D expenditures. The university has launched the Institute for Rehabilitation Medicine and Assistive Technology and is home to over 30 research centers and institutes. Recent initiatives include using anthropology to preserve Turkey's cultural memory after earthquakes and conducting research to identify erosion risks for historic sites in Kansas. Additionally, Wichita State is advancing space research with a nanosatellite project and has received substantial funding, including \$10 million from NASA for high-temperature advanced materials. The commitment to engaging students and faculty in impactful research continues to contribute to the growth of the Kansas economy and address global challenges, with over \$366 million in total research and development funding for the 2024 academic year.

STRATEGIC PLAN METRICS



STORIES

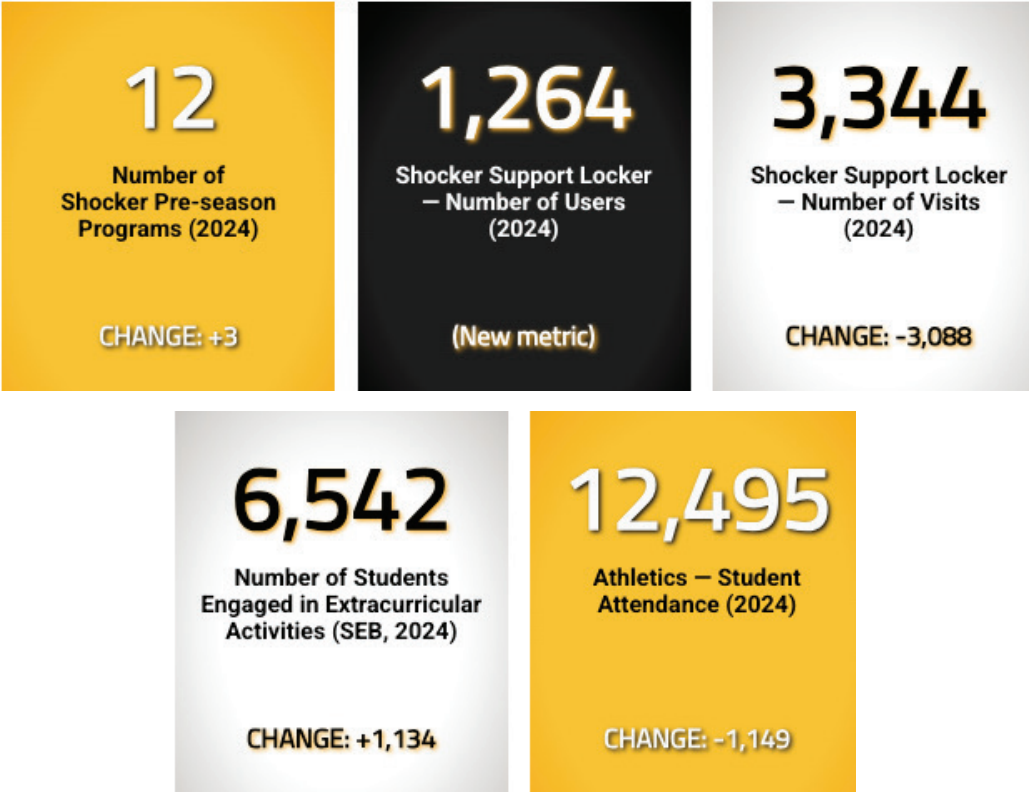
- [Key milestones mark steady progress on Wichita Biomedical Campus](#)
- [Wichita State breaks the top 10 in NSF's engineering R&D rankings; No. 1 for aerospace R&D expenditures](#)
- [Wichita State launches Institute for Rehabilitation Medicine and Assistive Technology](#)
- [Wichita State anthropologist uses his writings to preserve Turkey's cultural memory following devastating earthquakes](#)
- [Inclusion in VOLARÉ Institute offers Wichita State opportunity to enhance its research capabilities](#)
- [Wichita State research will identify erosion risks for historic sites in Kansas](#)
- [Wichita State is now home to a nanosatellite, taking research on NASA project to a new level](#)
- [NIAR receives \\$10 million NASA funding for high-temp advanced materials](#)
- [Wichita State professor and student earn NASA grant to explore harmful cosmic radiation](#)

CAMPUS CULTURE

Empower students, faculty, staff and the greater Wichita community to create a culture and experience that meets their ever-changing needs.

Wichita State University prioritizes holistic support for students, faculty, and staff, aiming to create a vibrant campus culture that adapts to their evolving needs. The university provides a comprehensive network of health and wellness programs, including Campus Recreation, Steve Clark YMCA and Student Wellness Center, and Counseling and Psychological Services, to ensure that every Shocker can succeed and thrive. Additionally, Wichita State fosters campus engagement through various activities, such as athletic events, the Shocker Experience, and student life initiatives, encouraging a sense of community outside the classroom. Recent accolades, such as being named Academic Institution of the Year by Society of Hispanic Professional Engineers (SHPE) and celebrating the 10th anniversary of the Cohen Honors College, highlight the university's commitment to excellence. Events like Shocktoberfest 2024 and recognition of staff and students through the John A. See Innovation Award further enhance the pride in being a Shocker. Lastly, the creation of Wichita State Connect aims to strengthen relationships with preK-12 students and their families, reinforcing the university's connection to the greater Wichita community.

STRATEGIC PLAN METRICS



STORIES

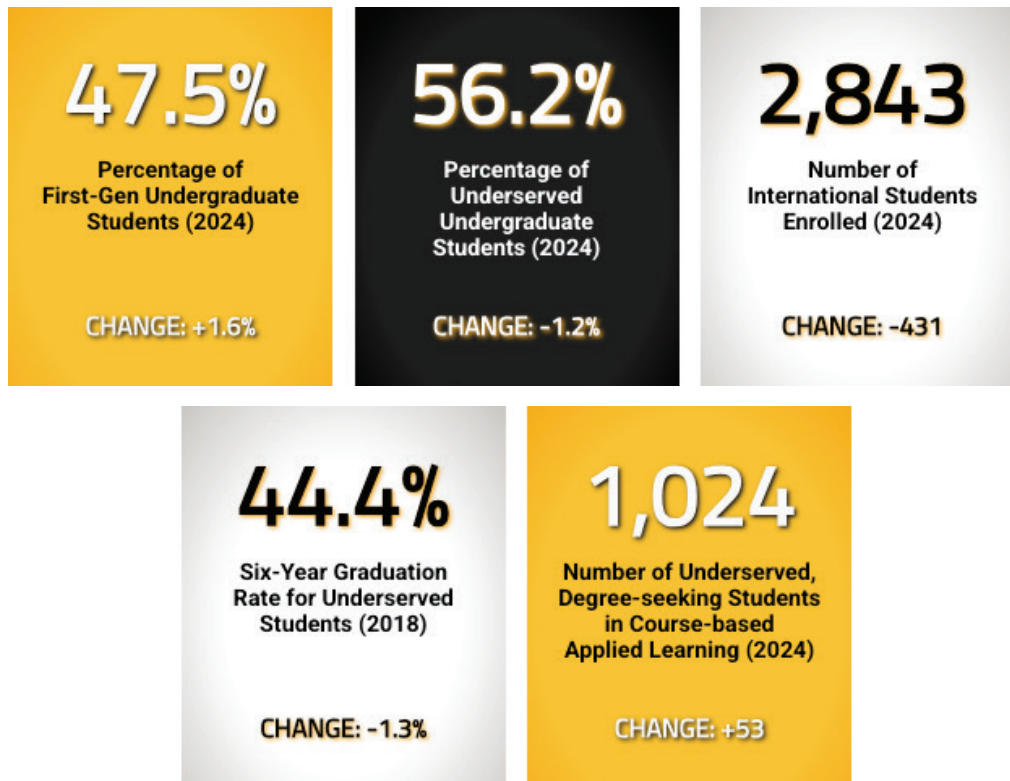
- [Wichita State named Academic Institution of the Year by SHPE](#)
- [Cohen Honors College celebrates 10 years with Honors Eras Celebration](#)
- [Bring your Shocker pride to Wichita State for Shocktoberfest 2024](#)
- [WSU staff and student recognized for their innovation through the John A. See Innovation Award](#)
- [Wichita State Connect created to build relationships with preK-12 students and parents](#)

INCLUSIVE EXCELLENCE

Be a campus that reflects and promotes – in all community members – the evolving diversity of society.

Wichita State University emphasizes inclusive excellence by focusing on diversity and access for all students, particularly first-generation and underserved populations. With a record-breaking enrollment, WSU proudly reports that 47.5% are first generation students and 56.2% of its students are underserved, alongside 2,853 international students. The university is dedicated to enhancing educational opportunities, as seen in new academic programs and initiatives aimed at improving graduation rates, particularly with a 44.4% six-year graduation rate for underserved students. WSU recognizes the importance of celebrating its diverse community, illustrated by projects such as the new Duerksen Amphitheater mural honoring Hispanic influences. Overall, WSU's commitment to fostering a diverse campus environment is central to its mission of promoting academic success and meeting workforce needs in Kansas and beyond.

STRATEGIC PLAN METRICS



* Six-Year Graduation Rate shows most recent data available.

STORIES

- [Wichita State's record-breaking enrollment driven by access and affordability](#)
- [WSU's Casey Ratzlaff – America's No. 1 wheelchair tennis player – is set to compete at 2024 Paralympic Games](#)
- [New Duerksen amphitheater mural will celebrate Wichita State's Hispanic influences](#)
- [WSU's College of Engineering to host high school girls for national engineering day event](#)

PARTNERSHIPS AND ENGAGEMENT

Advance industry and community partnerships to provide quality educational opportunities and collaborations to satisfy rapidly evolving community and workforce needs.

Wichita State University is dedicated to advancing industry and community partnerships to provide high-quality educational opportunities that meet the evolving needs of the community and workforce. This commitment is reflected in students' participation in applied learning experiences, including paid jobs facilitated by Wichita State with local industry partners, which equip them with skills beyond the classroom. Wichita State is also focused on developing partnerships that create expanded opportunities for academic success, such as the creation of 2+2 agreements with two-year institutions. Notable collaborations include the College of Engineering's partnership with Groover Labs to support regional innovation, initiatives to address the behavioral health workforce shortage, and efforts to fill gaps in rural healthcare through the Molecular Diagnostics Laboratory. Additionally, Wichita State's Kansas APEX Accelerator has surpassed \$1 billion in government contract awards, demonstrating significant impact. Overall, Wichita State's engagement in partnerships, like those with Heartspring for community services and participation in national AI safety initiatives, showcases its commitment to supporting over 1,000 businesses and funding substantial research proposals.

STRATEGIC PLAN METRICS



Employed students are defined as:

1. Degree-seeking undergraduate and graduate students enrolled at any time during the academic term and holding employment in any defined employee class who receives payroll from WSU and
 2. Degree-seeking undergraduate and graduates students who are non-enrolled for the academic term but are employed in defined student employment classes and receiving payroll from WSU. ICAA student employment classes are excluded. Employed student positions (jobs) may include applied learning activities.
- The term "Employed Student" should not be confused with "Student Employment." "Student Employment" refers to a set of defined employee classes that are only eligible to students whereas "Employed Students" include students employed in any employee class including student employment classes.
 - For the "Approximate Total Number of Job Positions Held by WSU Students" metric, students may be counted multiple times.
 - Student employment figures are approximate and include on- and off-campus positions, co-ops and internships and applied learning experiences.
 - "Total University Paid Applied Learning" figure is latest available.

STORIES

- [WSU College of Engineering partners with Groover Labs to support regional innovation](#)
- [WSU included in initiative to boost behavioral health workforce](#)
- [WSU's Molecular Diagnostics Laboratory works to fill gaps in rural health care](#)
- [WSU partnership will help address Kansas' physician shortage](#)
- [WSU's Kansas APEX Accelerator surpasses \\$1 billion in government contract awards](#)
- [Wichita State partners with Heartspring to provide physical therapy and audiology services to the community](#)
- [Wichita State joins national consortium dedicated to AI safety](#)
- [Wichita State hosting Open Streets ICT in April](#)
- [WSU's HealthHum intertwines health care and humanities](#)