


POWER OF RESILIENCE

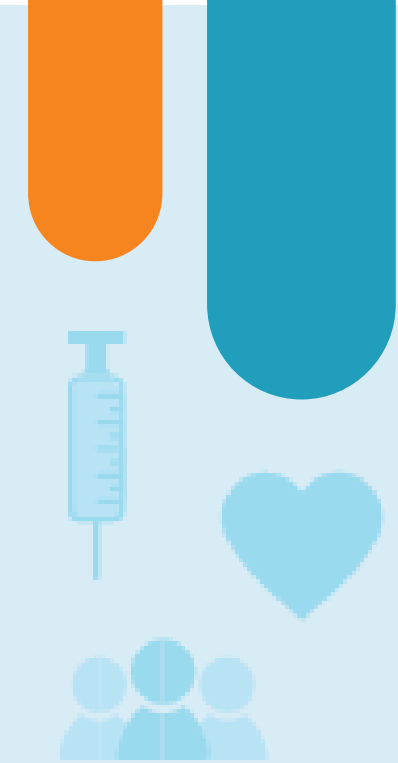




FOCUSED. CONNECTED. MOTIVATED.

Seize the Data

Tristi Bond, MPH

Community Health Promotion Epidemiologist
Kansas Department of Health and Environment










A person wearing a light blue button-down shirt is holding a white rectangular sign with both hands. The sign has the word "BLAH" written in a bold, black, sans-serif font on three separate lines. The first line says "BLAH", the second line says "BLAH", and the third line says "BLAH...". The background is a plain, light-colored wall. The entire image is framed by a yellow border with blue and orange accents.

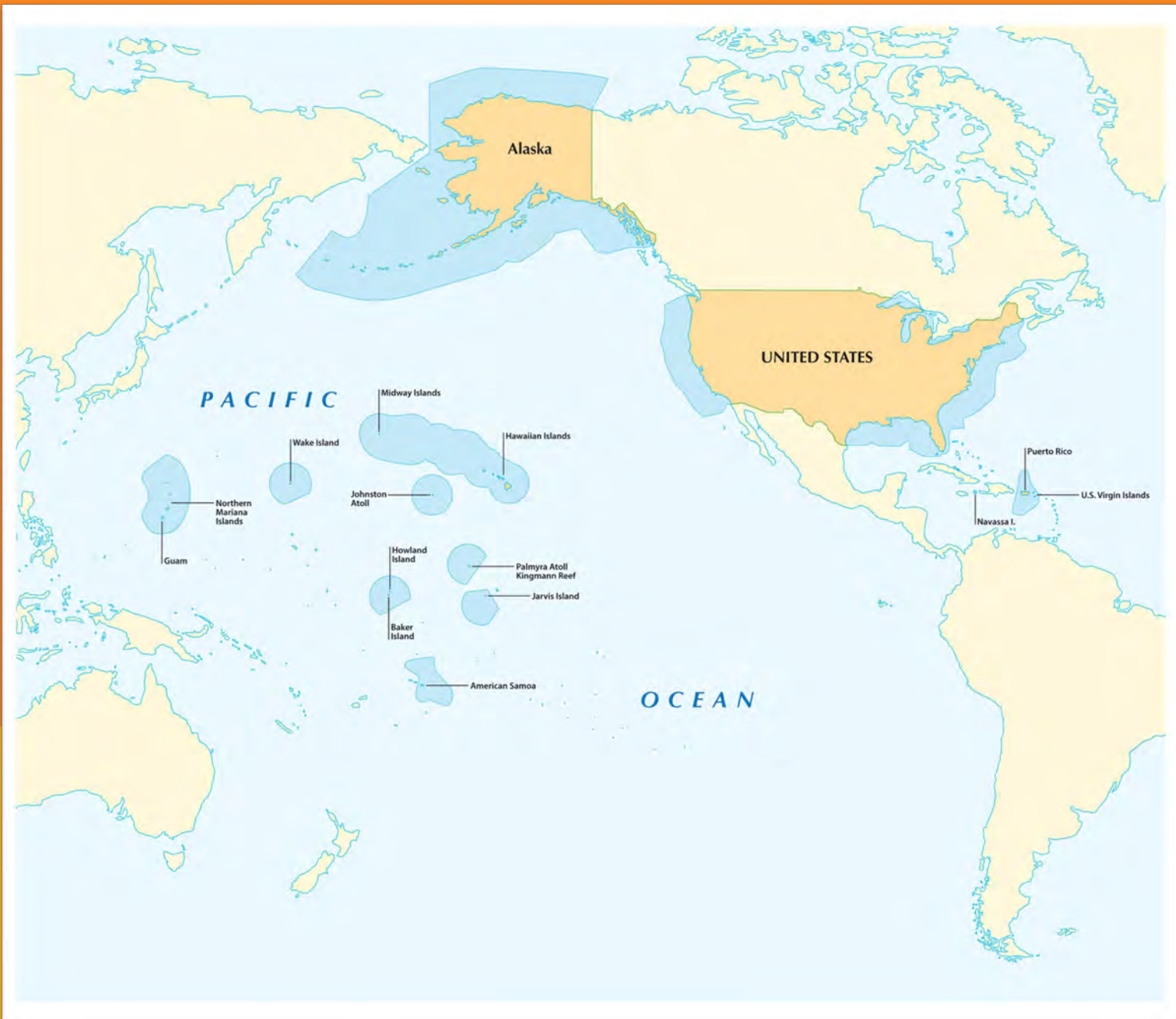
BLAH
BLAH
BLAH...
































Population-based

- Vital Statistics
 - Birth and death
- U.S. Census
- Reportable diseases
- Registries
 - Birth defects
 - Cancer
 - Immunizations
 - Trauma


Representative Samples

- Behavioral Risk Factor Surveillance System (BRFSS)
- Youth Risk Behavior Survey (YRBS)
- National Health Interview Survey (NHIS)
- National Health and Nutrition Examination Survey (NHANES)

Convenience Samples

- Survey at a local mall
- Survey at a local worksite

SAMPLING BIAS



" WE RECEIVED 500 RESPONSES AND FOUND THAT PEOPLE LOVE RESPONDING TO SURVEYS "

sketchplanations



Reference: <https://www.grantsedge.com/needs-statement/>


Statement of Need

- “A needs statement establishes the rationale for a project by clearly identifying the gap or problem within a specific community.
- The needs statement should also explain to a funder what the community requires or what it is lacking and defines the underlying issues the applicant is addressing.”



Let's put things into perspective.

Using the chat, please list priority populations in your communities that may be disparately impacted regarding tobacco use, physical inactivity and nutrition choices/access.



Census

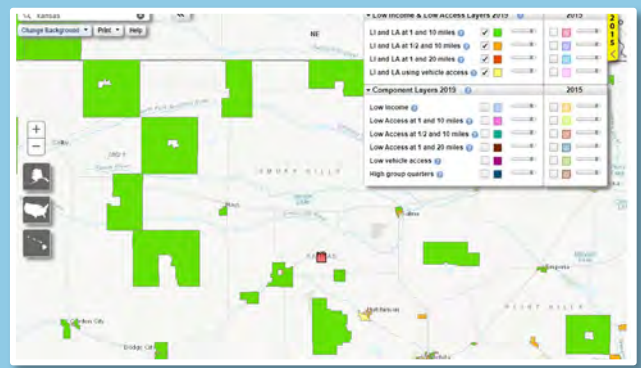
Point-in-Time Homeless Count

Summary of Point-In-Time Homeless Count in Sedgwick County

	2008	2009	2010	2011	2012	2013	2014	2015	2016	2017	2018	2019
Total number of persons who did meet HUD definition of being homeless	473	384	No count	634	550	538	631	561	571	575	573	593
Of the total above:												
Number of homeless persons who were sheltered	445	352	No count	526	475	467	548	462	492	464	515	536



Kansas Health Matters Dashboard



Food Access Research Atlas

American Community Survey (ACS)

American Community Survey Estimates

Cheyenne County

Cheyenne CCD, Laramie County, Wyoming
 Cheyenne CCD, Laramie County, Wyoming is a city, town, place equivalent, and township located in Laramie County, Wyoming.

Cheyenne County, Nebraska

Cheyenne Wells CCD, Cheyenne County, Colorado

Cheyenne County, Kansas

Cheyenne County, Colorado

Advanced Search

New Layout on the Website



Kansas, High School Youth Risk Behavior Survey, 2019

Find out if there is a statistical difference between females and males. Select them and activate 'Compare Two'.

COMPARE TWO »

Question	Sex	Total
Unintentional Injuries and Violence		
Rarely or never wore a seat belt (when riding in a car driven by someone else)		6.9 (5.1-9.3) 1,408 [†]
Rode with a driver who had been drinking alcohol (in a car or other vehicle, one or more times during the 30 days before the survey)		16.4 (14.6-18.5) 1,399
Drove when they had been drinking alcohol (in a car or other vehicle, one or more times during the 30 days before the survey, among students who had driven a car or other vehicle during the 30 days before the survey)		7.7 (5.6-10.6) 806
Texted or e-mailed while driving a car or other vehicle (on at least 1 day during the 30 days before the survey, among students who had driven a car or other vehicle during the 30 days before the survey)		51.2 (46.4-55.9) 835
Carried a weapon (such as a gun, knife, or club, on at least 1 day during the 30 days before the survey)		16.5 (13.8-19.7) 1,396
Carried a weapon on school property (such as a gun, knife, or club, on at least 1 day during the 30 days before the survey)		4.2 (2.7-6.7) 1,390

Kansas Behavioral Risk Factor Surveillance System

In 1990 with funding from the Centers for Disease Control and Prevention Kansas Department of Health and Environment conducted the first phone-based Kansas Behavioral Risk Factor Surveillance System survey. For short we call ourselves BRFSS ("Ber Fuss"). Since that time, the survey has been helping inform health policy in our state.

We conduct telephone health surveys year-round to adults randomly selected. Some Kansans may mistake an unsolicited survey call for a scam attempt. **Our calls are legitimate and participation is vital.** This page has been established to:

- answer frequent questions,
- encourage participation and
- share the results from the survey.

Each year we try to complete between 10,000 and 20,000 surveys with Kansas residents.

Do not forget to read our [overview \(PDF\)](#)!

FAQs

- [Who can participate?](#) ▾
- [How do you get my phone number?](#) ▾
- [I am on the "Do Not Call" list. Why am I still getting calls?](#) ▾
- [How do I know I am taking part in a legitimate survey?](#) ▾
- [How long does the survey take?](#) ▾
- [Who is doing the interview?](#) ▾
- [What will I be asked?](#) ▾
- [Will my information be kept confidential?](#) ▾
- [Who sees the information I share?](#) ▾
- [Will services I receive from the state be affected by my taking part in the survey?](#) ▾
- [Why do you need my information when I am healthy?](#) ▾

Director, Population Health Studies
Section, Kansas Behavioral Risk
Factor Surveillance System

[Email Julie Sergeant](#)

Phone: 785-296-5868

Current Documents

- [KS BRFSS Overview \(PDF\)](#)
- [2019 Behavioral Risk Factor Surveillance System Questionnaire](#)
- [2019 Kansas BRFSS Report \(PDF\)](#)
- [Dataset Request \(PDF\)](#)

Quick Links

- [BRFSS Local Data InstantAtlas](#)
- [CDC BRFSS](#)
- [SMART BRFSS](#)

[View All](#)

Publications

- [BRFSS Annual Reports](#)
- [BRFSS Previous Year Results](#)
- [BRFSS County Fact Sheet](#)
- [BRFSS Regional Fact Sheets](#)
- [BRFSS State Fact Sheets](#)
- [BRFSS County Reports](#)
- [BRFSS Regional Reports](#)
- [BRFSS Special Reports](#)
- [BRFSS Questionnaire](#)

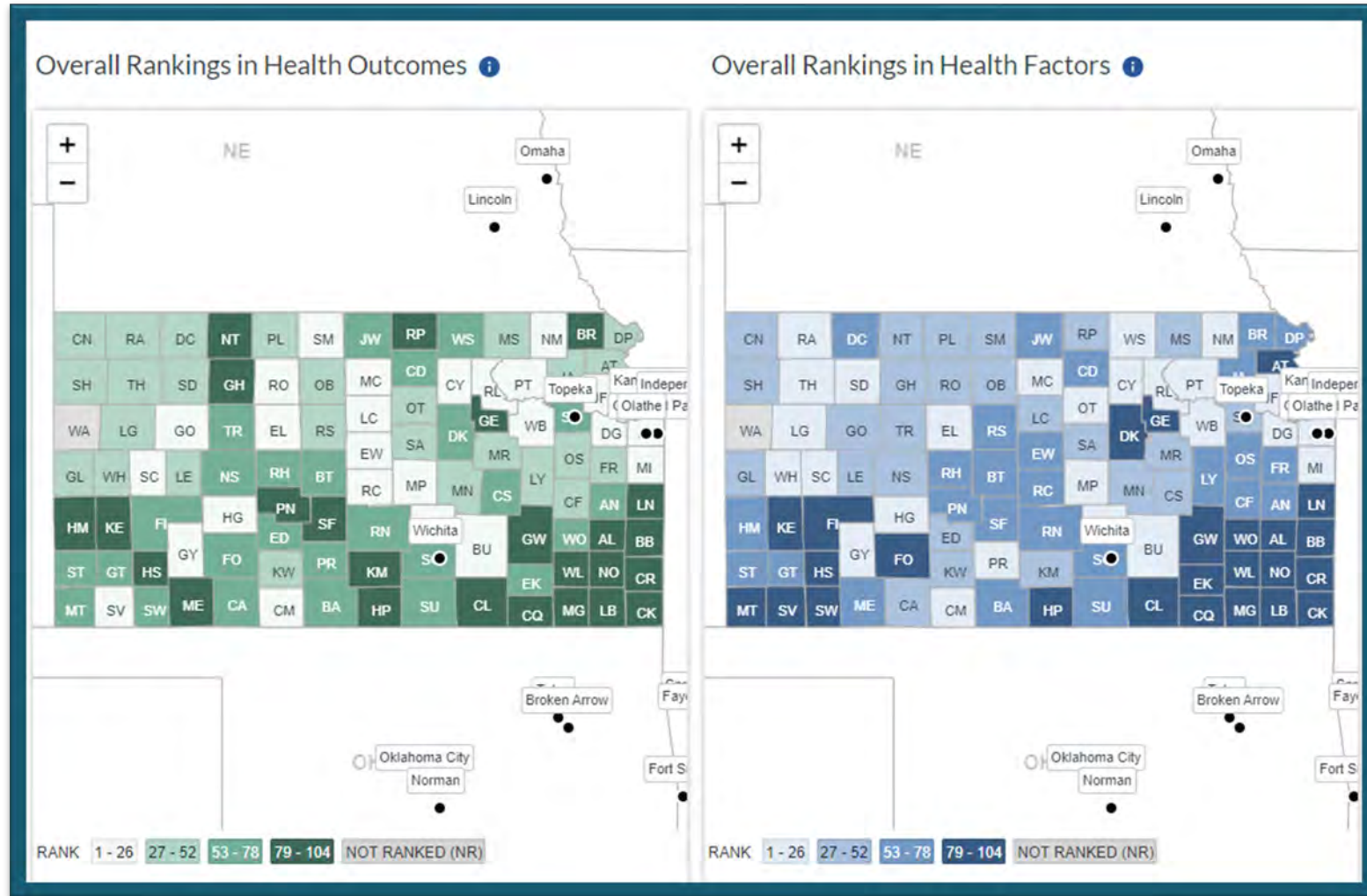
Expansion Year BRFSS Data coming in later 2022!

Use 2017 local data for the time being.

YRBS 2020 results coming later this year!



A Precautionary Word About County Health Rankings





Making a Claim?

Back it up with DATA & SOURCES.

“There are a lot of smokers in _____ County.”

“A lot” is subjective. Use numbers or percentages of the population.
And remember to cite your source!

“Within our county, 25% of individuals live below the poverty level; thus, our work plan will target individuals of low socioeconomic status (SES) (Wikipedia, 2021).”

Yay for citing – but make sure it’s a credible source.
Wikipedia is not credible; use the Census, American Community Survey, BRFSS, YRBS, Kansas Health Matters or another reputable source.



Weak, Average or Excellent?



*"According to the National Acme Education Center, 45% of middle school students across the nation do not have access to after-school programs, and in our state the figure rises to 58%. The same source also pointed out that our state education budget is being cut by 12%. These are trends that the students in our community must be able to overcome."

*These figures are not accurate and are solely used for demonstrative purposes only.

Problems with this Statement of Need

- Does not focus on local conditions (Is there an after-school program or other resources in the community?)
- Lacks substance on identifying the gap and justifying the need for the program



*"According to the National Acme Education Center (2019), 45% of middle school students across the nation do not have access to after-school programs, and in our state the figure rises to 58%. However, if you compare this to our county of XYZ, over 75% of middle school students do not have access to an after-school program (NAEC, 2019). This is coupled with the fact that 9% of residents do not have access to a personal vehicle which increases the difficulty for students to attend (ACS, 2019).

We would like to focus our efforts on establishing an after-school program for XYZ Middle School because there is not one already established for this school and because crime rates **are highest with increased vandalism between 3:00 – 5:00 PM** (XYZ PD, 2021) and test scores are lowest (XYZ Department of Education, 2021) in this part of our county. Our intent is to have a program available for students to keep them out of trouble once school is out for the day and to enhance their academic performance."

*These figures are not accurate and are solely used for demonstrative purposes only.





Strengths About this Statement of Need

- Local data is used as well as comparison data at the state and national level
- Other factors besides a lack of access to an after-school program are highlighted giving more context to the situation
- A gap is identified
- The need for the program is justified



Your Turn!

The Exercise

First Breakout Room

Write a Statement of Need for your assigned county for the Cessation #2 Workplan:

Promote adoption and implementation of interventions designed to assist women in reducing and quitting commercial tobacco during the perinatal period.

20 Minutes

Roles

Timekeeper: Keeps tabs on time and announces a 5-minute warning.

Leader: Keeps things moving on track and will be the spokesperson for your group when our breakout rooms are completed.

Writer: Writes down data and produces the statement.

Timeline for Breakout 1

Minute 1: Quick introduction of group members and deciding who will take what role. **Timekeeper**, you will begin keeping track of transitions now.

Minutes 2-6: **Leader** leads discussion for potential data sources and data needed for the county and assigns/takes volunteers to look these up (the **Writer** will not be assigned something to look up).

Minutes 7-12: Group members look up their assignment and report to **Writer** who jots down the statistics (the **Writer** should be sharing their screen for the group).

Minutes 12-20: Group works together to craft Statement of Need using the data that was found.

The Exercise

Second Breakout Room

Review one group's Statement of Need (first 7 minutes), and then review the second group's Statement of Need (last 7 minutes).

14 Minutes

Roles

You will perform these roles when your group from the first breakout room is presenting. There will be TWO of each role in the 2nd breakout room – one from your group and one from the other group.

Timekeeper: Keeps tabs on time and announces a 5-minute warning.

Leader: Keeps things moving on track and will be the spokesperson for your group when our breakout rooms are completed.

Writer: Writes down data and produces the statement.

Timeline for Breakout 2

Group A will be referred to as the group with the county that comes first alphabetically.

Group B will be referred to as the group with the county that comes last alphabetically.

Minute 1: **Group A Writer** shares screen, and the **Group A Leader** reads their Statement of Need.

Minutes 2-7: **Group B** gives feedback to **Group A**. The **Group A Writer** should copy and paste their Statement of Need onto the same document and makes the changes advised by **Group B**.

Minute 8: **Group B Writer** shares screen, and the **Group B Leader** reads their Statement of Need.

Minutes 9-14: **Group A** gives feedback to **Group B**. The **Group B Writer** should copy and paste their Statement of Need onto the same document and makes the changes advised by **Group A**.

Welcome Back!





NEVER DOUBT THAT
A SMALL GROUP OF
THOUGHTFUL, COMMITTED
CITIZENS CAN CHANGE
THE WORLD;
INDEED, IT'S THE ONLY
THING THAT EVER HAS
- MARGARET MEAD



POWER OF RESILIENCE



FOCUSED. CONNECTED. MOTIVATED.

Tristi Bond, MPH

Community Health Promotion Epidemiologist
Kansas Department of Health and Environment
Tristi.Bond@ks.gov

