

Paucity of Female and URM Tenure Track Faculty 'the numbers'

Baseline Fall 2018



STEM Departments of WSU

Economics (Business)

Fin., Dec Sci (Business)

Aerospace (Engineering)

Biomedical (Engineering)

**Electrical /Computer Science
(Engineering)**

**Industrial Systems &
Manufacturing (Engineering)**

Mechanical (Engineering)

Biology (Liberal Arts &Science)

Chemistry (Liberal Arts &Science)

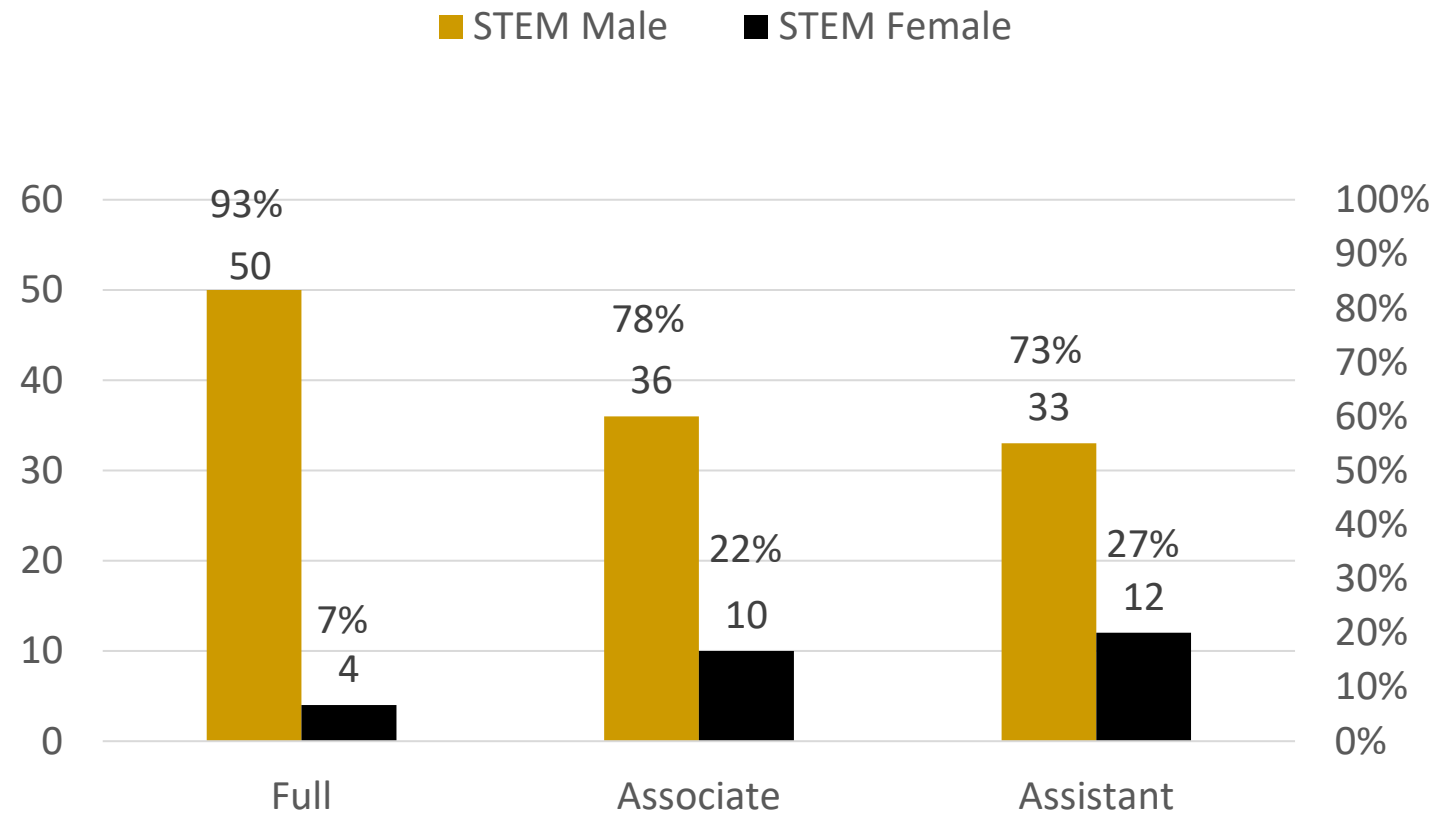
Geology (Liberal Arts &Science)

**Math, Stats. & Physics (Liberal Arts
&Science)**

Psychology (Liberal Arts &Science)



Baseline stats 2018 STEM tenure track by gender



STEM Faculty

119 Male (82%)

26 Female (18%)

URM STEM faculty

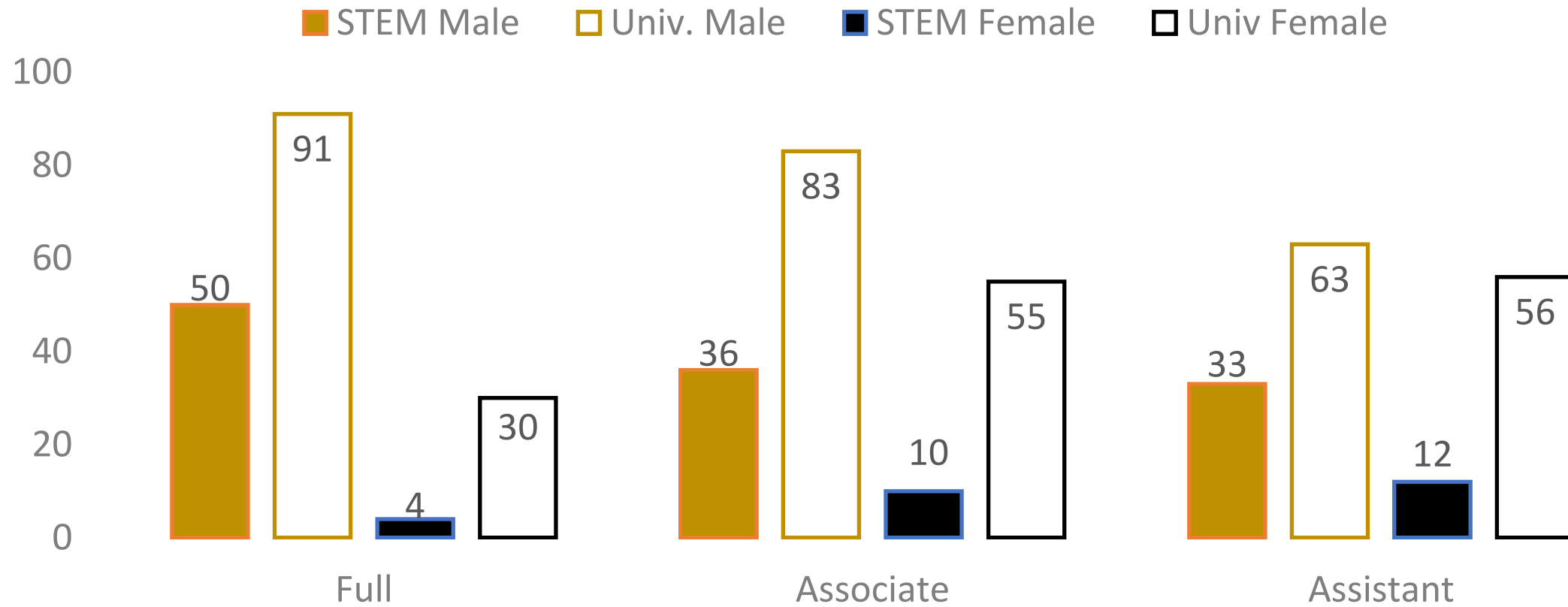
3 Male

2 Female

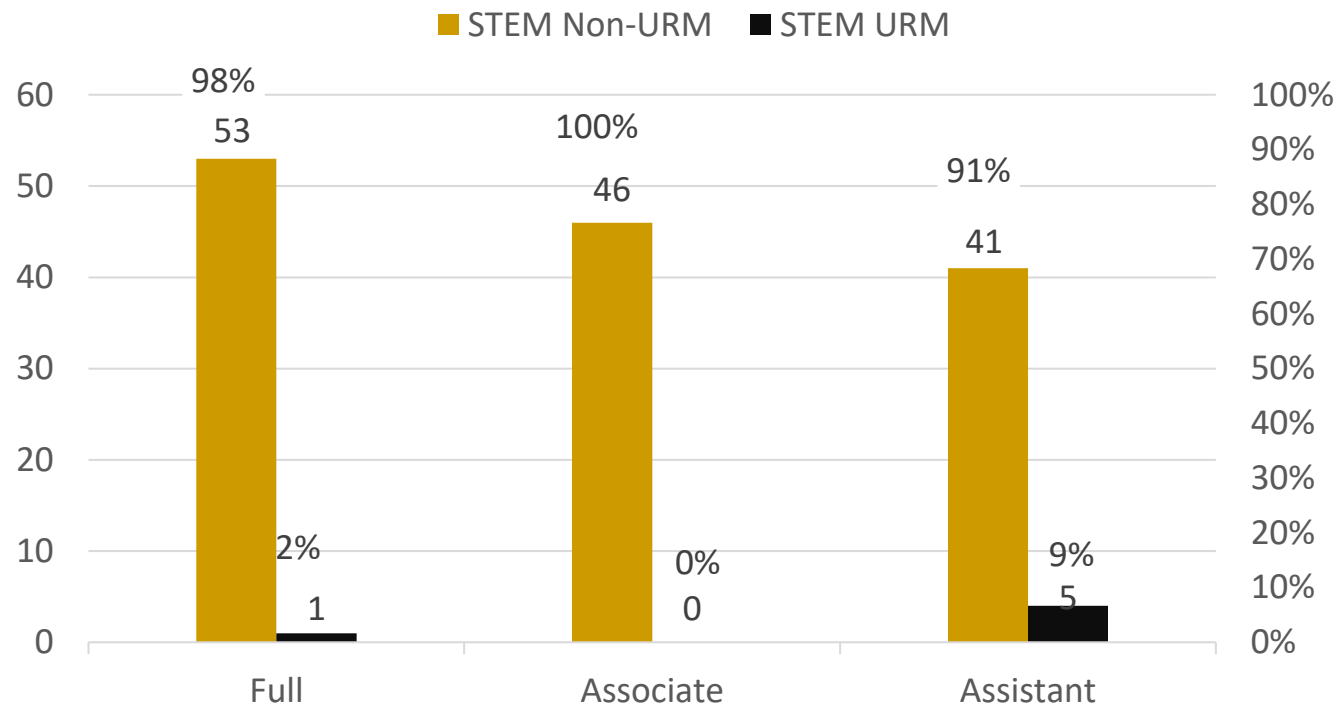


Baseline counts of 2018 tenure track by gender

Univ. 37% Female
STEM 18% Female



Baseline counts of 2018 tenure track by URM status



STEM Faculty

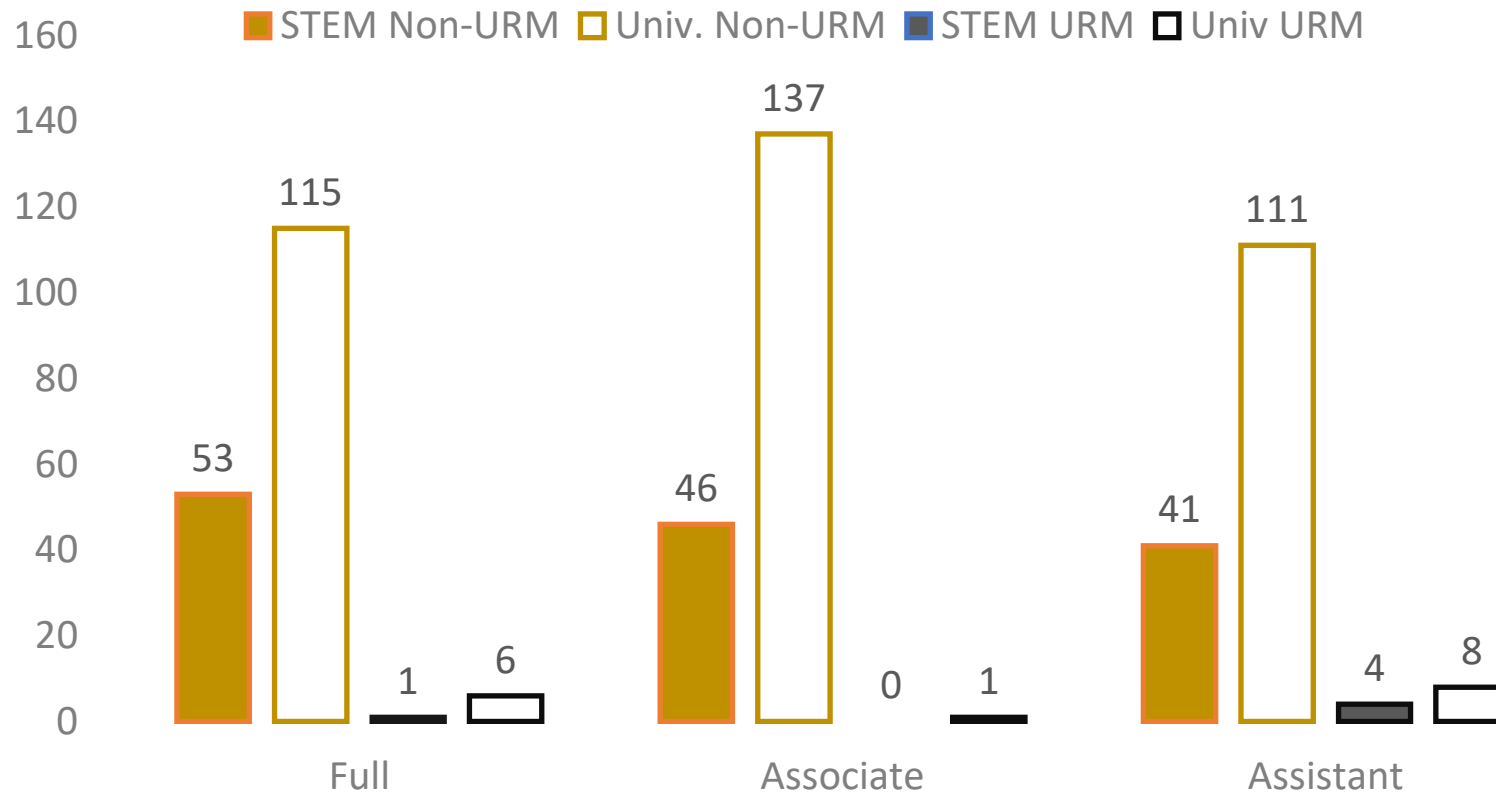
140 Non-URM (98%)
5 URM (3%)

URM STEM faculty

3 Male
2 Female



Baseline counts of 2018 tenure track by URM status



All Faculty 15 URM (4%)
 STEM Faculty 5 URM (3%)

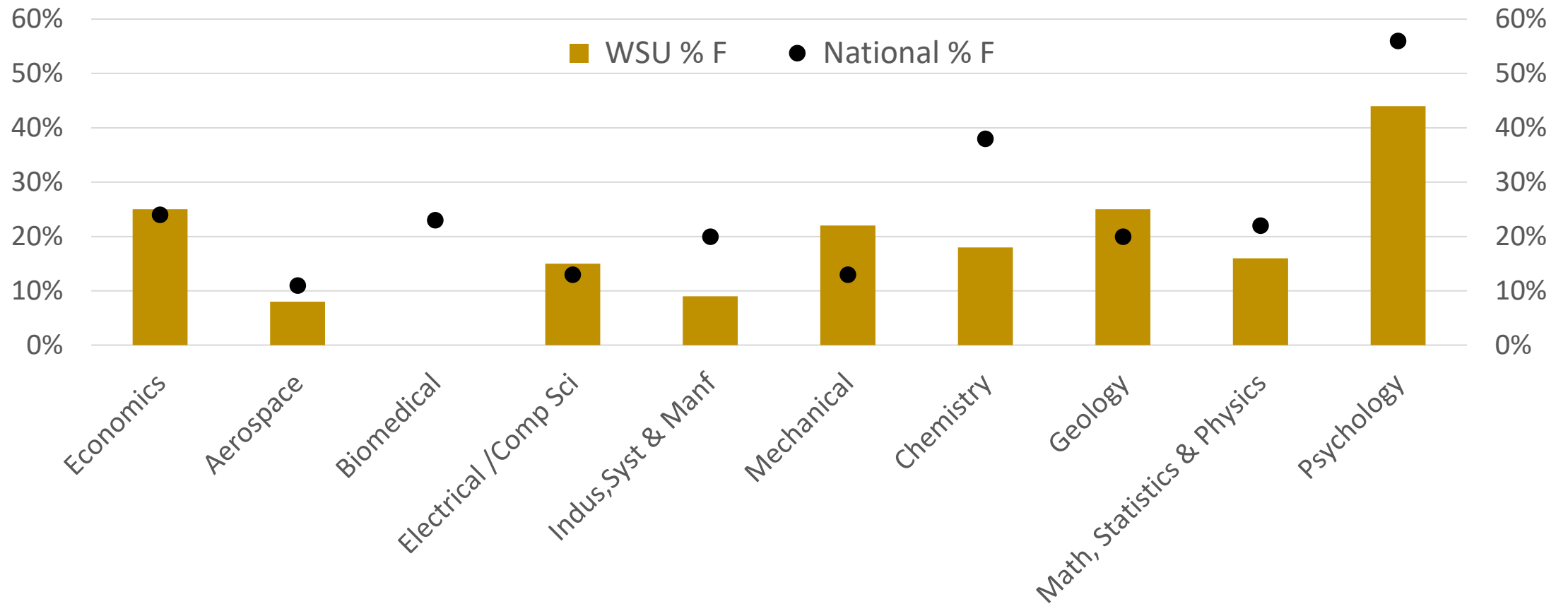


Baseline stats 2018 Tenure track

WSU STEM compared to National STEM

URM STEM Faculty

WSU 1%F 1%M; National 2.3%F 4.1% M

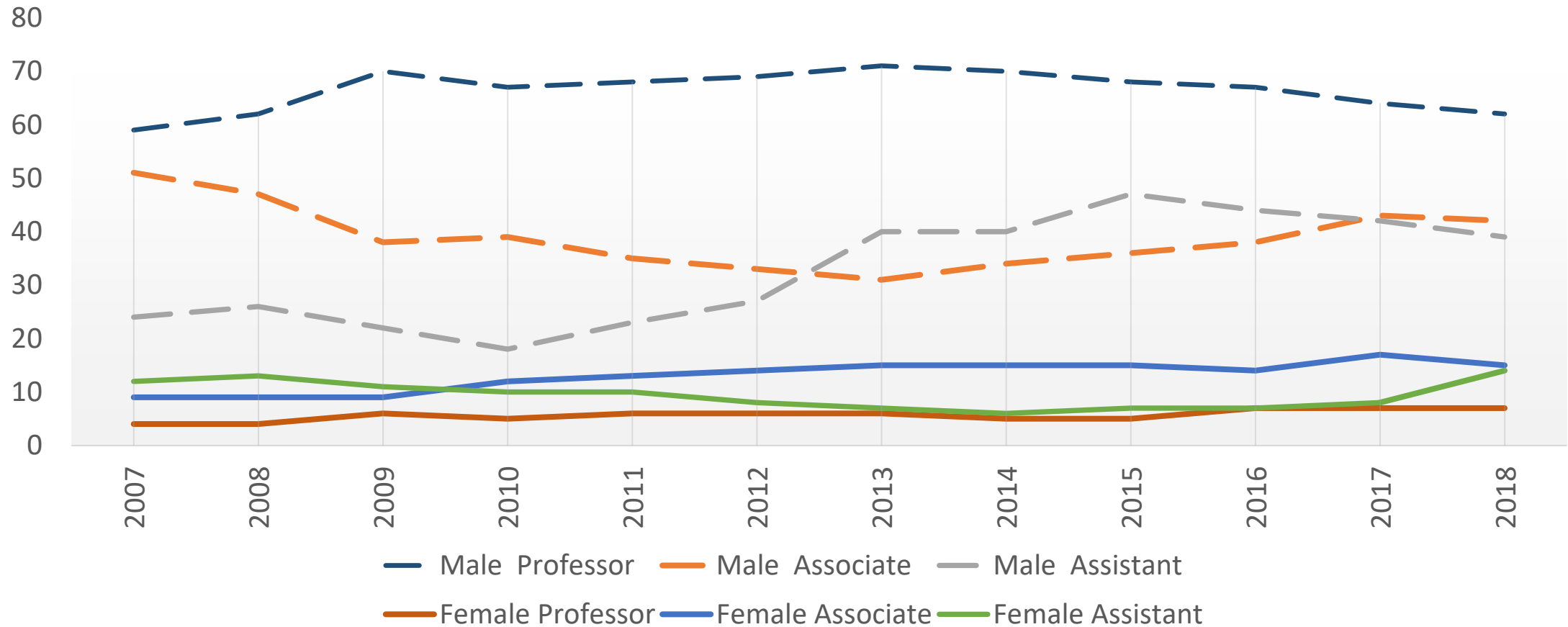


Biomedical newest department



Historical Count STEM Faculty

Since 2007, number of female stem tenure track faculty have increased by 40%



"This material is based upon work supported by the National Science Foundation under Grant #: 1937921."

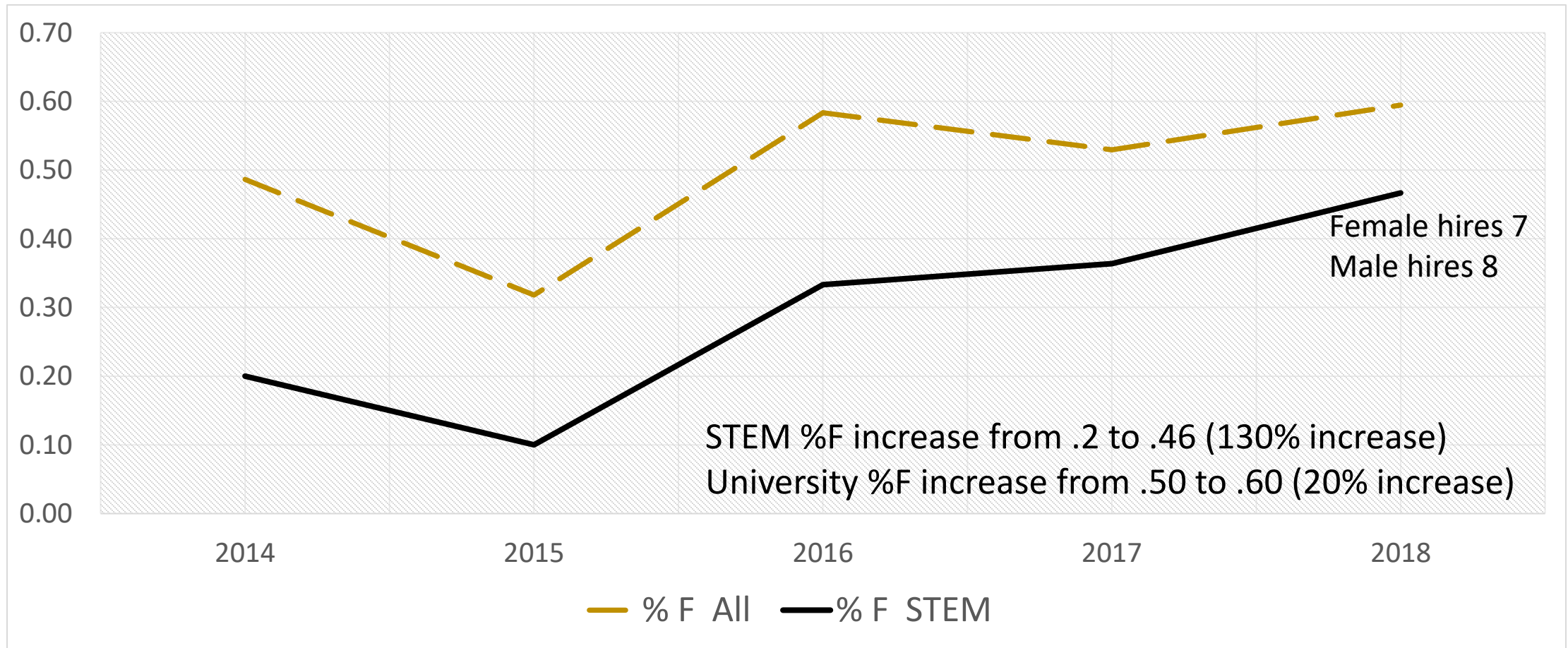


Hiring

"This material is based upon work supported by the National Science Foundation under Grant #: 1937921."

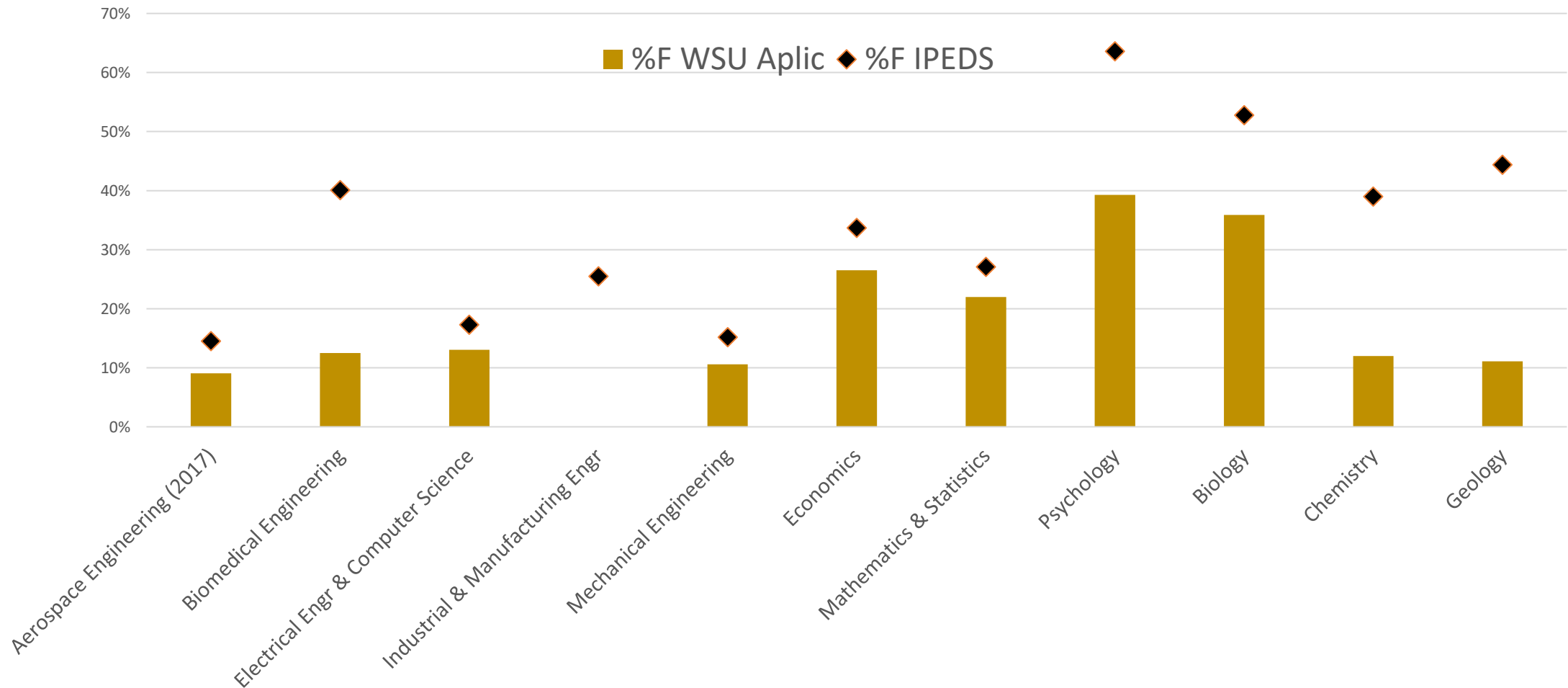


Proportion of female tenure track faculty hired



STEM Tenure Track Hiring 2018

%F applicants vs %F PhDs nationally (IPED)



"This material is based upon work supported by the National Science Foundation under Grant #: 1937921."



Advancement and Support

"This material is based upon work supported by the National Science Foundation under Grant #: 1937921."



Tenure and promotion of tenure track faculty

<i># applicants (% success)</i>		STEM Faculty		All Faculty	
		F	M	F	M
2015	T & P	0 (--)	1 (100%)	0 (--)	4 (100%)
	Full	0 (--)	1 (100%)	2 (100%)	4 (100%)
	PIR	1 (100%)	3 (75%)	3 (67%)	6 (83%)
2016	T & P	1 (100%)	2 (100%)	8 (63%)	6 (100%)
	Full	2 (100%)	1 (100%)	2 (100%)	2 (67%)
	PIR	0 (--)	2 (100%)	2 (100%)	2 (100%)
2017	T & P	2 (100%)	5 (100%)	6 (100%)	11 (100%)
	Full	0 (--)	1 (100%)	1 (100%)	3 (67%)
	PIR	0 (--)	2 (100%)	4 (100%)	3 (100%)
2018	T & P	0 (--)	3 (100%)	7 (100%)	9 (89%)
	Full	0 (--)	0 (--)	5 (80%)	3 (100%)
	PIR	0 (--)	3 (100%)	1 (100%)	4 (100%)



STEM Faculty: Time spent as associate professor

Current Associate Professors with > 6 years @ associate

	Male	Female
Ave. # Years	17.1	13.6
# faculty	19	5

Time to Make Full Professor Since 1967

	Male	Female
Ave. # Years	7.0	7.0
# faculty	43	4



Average value of start-up packages for new hires since 2013 and average lab space for current faculty with research labs; sample size in contained in () *manufacturing hire.

		Average \$ value of Start-up	Average lab space ft ²
Aerospace (Engineering)	Male	\$229,606 (2)	957 (5)
	Female	N/A	500 (1)
Biomedical (Engineering)	Male	\$368,855 (3)	1048 (5)
	Female	N/A (0)	N/A (0)
Electrical /Computer Science (Engineering)	Male	\$248,508 (6)	377 (4)
	Female	\$242,360 (1)	N/A
Industrial Systems & Manufacturing	Male	*\$298,379 (3)	1532 (10)
	Female	\$107,526 (1)	1280 (1)
Mechanical (Engineering)	Male	\$305,349 (4)	585 (3)
	Female	\$280,898 (5)	641 (11)
Biology (Liberal Arts &Science)	Male	N/A	1382 (8)
	Female	N/A	1318 (2)
Chemistry (Liberal Arts &Science)	Male	N/A	1395 (9)
	Female	N/A	1116 (2)
Geology (Liberal Arts &Science)	Male	\$50,000 (1)	600 (3)
	Female	N/A	600 (1)
Math, Stats. & Physics (Liberal Arts &Science)	Male	\$25,000 (1)	N/A
	Female	\$25,000 (1)	N/A
Psychology (Liberal Arts &Science)	Male	\$62,200(3)	N/A
	Female	\$65,000(5)	N/A



Summary thus far

- Too few females and URM faculty at all ranks, especially full professor
- Female candidate pools are low, we are now looking URM faculty
- Current hiring trend looks positive
- T&P does not appear to be problematic, but we will continue to monitor
- Support, in terms of start-up and lab space need a better metrics
- cursory examination of salaries does not appear to be biased against women and URM, but are interested in how you analyzed your data
- Small numbers increases difficulty in drawing conclusions
- Data has been/remains our biggest challenge



Institutional Assessment continued

- Non-tenure track faculty
- Female STEM faculty in leadership
- Salary equity analysis
- Policies/ procedures benchmark
- Lab space equity
- Faculty Satisfaction Survey: Collaborative on Academic Careers in Higher Education (COACHE) –**48% response rate** as of 3/9/20
- Focus groups: Female faculty, tenure and non-tenure track completed.
 - Female and male URM faculty being planned.
 - Two additional focus groups added in response to NSF ADVANCE focus on intersectionality

