

# Student Handbook

---

Bachelor of Science in Health Science (BSHS)



**FI 2025  
to  
Su 2026**

**Presented To :**

BSHS Students

**Presented By :**

Sarah Taylor, MA  
Director of Undergraduate  
Programs



# Table of **Contents**

---

- College of Health Professions (CHP)
- Department of Public Health Sciences
- PHS Faculty and Staff
- CHP Overview
- Bachelor of Science in Health Science (BSHS)
- General University Policies
- Student Involvement
- Tuition and Fees
- Minors and Certificate Programs
- Important Webpages, Numbers, and Emails

# Wichita State University

## **College of Health Professions**

### **Our Vision**

Leading change in healthcare education

### **Our Mission**

The mission of the College of Health Professions is to improve the health of the community by engaging students, faculty, staff, and the larger community in the preparation of healthcare leaders, scholars, and professionals. We create an innovative learning environment embracing:

- Adaptive leadership
- Inter-professional education
- Scholarly engagement
- Community partnership

### **Guiding Principles**

1. Model and teach adaptive leadership to equip graduates with skills necessary to address the challenges in healthcare.
2. Strive for excellence and continuous improvement in healthcare education, scholarly engagement, and service to students, colleagues and the community.
3. Exemplify stewardship and accountability for the resources provided by the citizens of the State of Kansas.
4. Assure that all graduates are competent to provide evidence-based professional care within an interdisciplinary healthcare system.
5. Promote and sustain a culturally diverse environment, which respects the values and perspectives of individuals and professional disciplines.

**Engage | Lead | Educate**





# The Department of **Public Health Sciences** **B.S. in Health Science (BSHS)**

## **Mission of the Department of Public Health Sciences (PHS)**

The mission of WSU PHS is to prepare leaders to impact a complex and changing health system.

## **Mission of the BSHS**

The Health Sciences Program prepares students to pursue undergraduate or graduate clinical education.

## **BSHS Student Learning Outcomes**

### **Foundational Clinical Knowledge:**

Apply a broad-based understanding of biological, medical, and social knowledge to solve healthcare issues.

### **Evidence-Based Practice:**

Demonstrate skill in using data to analyze and improve health outcomes.

### **Health Administration:**

Understand U.S. healthcare system delivery, management, and operations.

### **Public Health and Education:**

Understand the protection, promotion, and assurance of population health outcomes.

### **Equity and Ethics:**

Demonstrate commitment to culturally informed healthcare ethics and equity.

### **Interprofessionalism:**

Demonstrate commitment to communication, cooperation, professionalism, and person-centered care.



# Faculty

## Health Science

---



### **Nikki Keene Woods, PhD, MPH**

Chair and Professor, Department of Public Health Sciences  
Ahlberg Hall, Room 300C  
nikki.keenewoods@wichita.edu  
316-978-5637



### **Allison Apaza, MPH, CPC**

Assistant Teaching Professor, Department of Public Health Sciences  
Ahlberg Hall, Room 317  
allison.apaza@wichita.edu  
316-978-3060



### **Stephen Arnold, PhD**

Professor, Department of Public Health Sciences  
Ahlberg Hall Room 325  
stephen.arnold@wichita.edu  
316-978-3060



### **Matthew Bogner, DHA, MPH**

Associate Teaching Professor, Department of Public Health Sciences  
Ahlberg Hall, Room 327  
matthew.bogner@wichita.edu  
316-978-3060

## **Amy Chesser, PhD**

Professor, Department of Public Health Sciences  
Ahlberg Hall, Room 323  
amy.chesser@wichita.edu  
316-978-3145



## **Jacie Green, MA**

Senior Educator, Department of Public Health Sciences  
Ahlberg Hall, Room 325C  
jacie.green@wichita.edu  
316-978-5652



## **Amy Drassen Ham, PhD, MPH**

Clinical Professor, Department of Public Health Sciences  
Ahlberg Hall Room 300A  
amy.ham@wichita.edu  
316-978-5644



## **Gregory Hand, PhD, MPH, MS**

Dean and Professor, College of Health Professions  
Ahlberg Hall, Room 325  
gregory.hand@wichita.edu  
316-978-3600



## **Suzanne Hawley, PhD, MPH**

Professor, Department of Public Health Sciences  
Ahlberg Hall, Room 313  
suzanne.hawley@wichita.edu  
316-978-3060





## **Heather Henderson, EdD, MSHCM, MA, LAPC**

Associate Dean for Research, Compliance, and Accreditation,  
Assistant Professor  
Ahlberg Hall, Room 400  
heather.henderson@wichita.edu



## **Linda Moody, DNP, MBA, RNC-OB**

Associate Teaching Professor, Department of Public Health Sciences  
Ahlberg Hall, Room 300B  
linda.moody@wichita.edu  
316-978-5641



## **Dr. Richard Muma, Ph.D., MPH**

President, Wichita State University  
109 Morrison Hall  
president@wichita.edu  
316-978-3001



## **Nicole Rogers, PhD, MA, MS**

Professor, Department of Public Health Sciences  
Ahlberg Hall, Room 325A  
nicole.rogers@wichita.edu  
316-978-3060



## **Andy Sharma, PhD**

Associate Professor, Department of Public Health Sciences  
Ahlberg Hall Room 305B  
andy.sharma@wichita.edu  
316-978-5591

# Sarah Taylor, MA

Director of Undergraduate Programs and Senior Educator  
Department of Public Health Sciences  
Ahlberg Hall, Room 325  
sarah.taylor@wichita.edu  
316-978-5652



## College of Health Professions Overview

The College of Health Professions (CHP), founded in 1970, is one of seven degree-granting colleges at Wichita State University. The Health Science program is housed within the Department of Public Health Sciences, one of seven departments in the College of Health Professions. The Department of Public Health Sciences offers the following degrees, certificates and minor programs:

- Master of Arts (M.A.) in Aging Studies
- Master in Health Administration
- Dual Accelerated Bachelor's to Master's in Aging Studies
- Dual Accelerated Bachelor's to Master's in Health Administration
- Graduate certificates in public health, aging studies and health administration
- Bachelor of Science (B.S.) degree in Health Management with concentrations in Aging Studies, Health Administration, and Public Health
- Bachelor of Science (B.S.) degree in Health Science
- Minors in aging studies, health management, health science and public health
- Undergraduate certificates in aging studies, health management, health science and public health science
- The Administrator-in-Training (AIT) program for senior services (long-term care administration).

The College resides on the WSU campus in Ahlberg Hall, a 105,000 square foot building constructed in 1980 specifically for the College and its programs. Ahlberg Hall contains general purpose classrooms, lecture halls, instructional classrooms/laboratories, a multi-purpose Instructional Services Laboratory (ISL) with multimedia classrooms, a distance education classroom, computer classrooms, and computer- and media-assisted instructional technology for CHP students. Students have computer, internet, and e-mail access through the College's ISL.

The faculty and staff of the College of Health Professions have worked hard to develop a strategic plan for the College, as well as a mission, vision, and set of core values which reflect a renewed commitment to excellence in health professions education! Students are our primary focus - and we want to serve you as you plan for your future!

## CHP Principles of Academic Ethical Conduct

Professional conduct and ethical patient management and behavior are exemplified by a way of life rather than simply by a set of regulations which must be obeyed. Each violation of professional standards diminishes the dignity and credibility of the entire profession. An important responsibility for the protection of the public and the health professions rests with the professional departments in the College of Health Professions (CHP).

The CHP Principles of Academic Ethical Conduct does not replace nor in anyway override the WSU Code of Student Conduct, departmental or professional codes, or the laws of the land. As a College of Health Professions student:

- I will strive to provide competent care and prevent harm to those I serve.
- I will extend the full measure of my ability and skills to maintain and improve the health and wellness of those I serve.
- I shall provide only those services for which I am qualified, will adhere to all laws governing my practice, and shall follow directions from my faculty and preceptors as they pertain to healthcare and do not conflict with this code of ethics.
- I will strive to provide sound advice and guidance to those I serve.
- I will promote my knowledge and skill to benefit individuals, the community, and society as a whole.

- I will maintain complete confidentiality in all professional matters.
- I will respect the autonomy of individuals in my care including their right to decide how they will be treated.
- I will treat all individuals with respect, dignity, and compassion.
- I will support accessible, affordable and quality healthcare.

## Bachelor of Science in Health Science

Welcome to the Health Science (HS) program in the College of Health Professions! We are delighted that you have chosen to enter the challenging field of health care. This degree helps in preparing you for clinical education.

This Student Handbook has been prepared to serve as a guide to assist you in taking an active role in planning your education through the HS program at Wichita State University. Read this handbook carefully. The material contained in this handbook constitutes an important part of the information needed by you to proceed through the HS program. It provides information about the academic and administrative mechanisms specific to the HS major. As new policies and procedures evolve, or as revisions are made, appropriate updates to this manual will be provided. It will be a valuable resource to you during your course of studies.

## Career Areas

Career options in health science abound. Job opportunities have never been more diverse – or more exciting. The kind of entry-level jobs graduates are offered vary in terms of the graduate's interests, skills, and experience. Take advantage of the next two or more years you will be earning your degree to investigate the best path to arriving at your ideal career.

The healthcare system offers employment in a wide variety of environments. HS graduates often work in the healthcare sector as pharmaceutical and hospital sales representatives, specialists in insurance companies, science technicians (or research assistants), and the like. Your talents are needed in the health field.

Many HS students opt to extend their employability even further by pursuing graduate or professional education. Clinical education can lead to careers in a variety of health fields including nursing, medicine, physical therapy, physician assistant, dental hygiene, optometry, occupational therapy, and more.

A solid academic preparation is vital for entry into the field of health science. The health professions field is enjoying an explosion of career opportunities, with job growth of 16% predicted in the next decade for all health professions ([U.S. Bureau of Labor Statistics](#)).

## Health Science Alumni Placement

A degree in health science is best suited for students working to obtain prerequisites for clinical programs including post-secondary clinical education. The following list provides examples of areas of study and jobs that Health Science graduates have moved on to after graduation from the program.

Employer/School	Job Title/Graduate Program
<a href="#">Wichita State University School of Nursing</a>	<ul style="list-style-type: none"> <li>• 87% of students who went on to earn their BSN received it from WSU</li> </ul>
<a href="#">Wichita State University PA Program</a>	<ul style="list-style-type: none"> <li>• 73% of students who went on to become a Physician Associate received their degree from WSU</li> </ul>
<a href="#">Wichita State University PT Program</a>	<ul style="list-style-type: none"> <li>• 89% of students who earned their Doctor of Physical Therapy received it from WSU</li> </ul>
<a href="#">Wichita State Dental Hygiene Program</a>	<ul style="list-style-type: none"> <li>• 100% of students who earned their BS in Dental Hygiene received it from WSU</li> </ul>

**Employer/School****Job Title/Graduate Program**Ascension Via Christi

- Authorizations Manager
- Behavioral Health Technician
- Care Navigator
- Coordinator Patient Scheduler
- Director of Nutrition Services
- Educator
- Electrocardiograph Technologist
- Medical Assistant
- Medical Scribe
- MRI Technologist
- Perioperative Nurse
- Occupational Therapist
- Oncology Navigator
- Operations Coordinator
- Patient Access Representative
- Patient Access Supervisor
- Patient Account Manager
- Pharmacy Supervisor
- Pharmacy Tech
- Physical Therapy Technician
- Physician Associate
- Program Coordinator
- Radiologic Technologist
- Registered Nurse, BSN, Labor and Delivery
- Registered Nurse, BSN, ICU
- Registered Nurse, BSN, Observation
- Registered Nurse, BSN, Perioperative
- Registered Nurse, BSN, Post Anesthesia Care Unit
- Registered Nurse, BSN, Staff Nurse
- Registered Nurse, BSN, Trauma/Surgical
- Rehabilitation Technician
- Respiratory Therapist
- Surgery Scheduler
- Therapy Technician

Sedgwick County Health Department

- Chronic Disease Health Educator
- Community Liaison, Healthy Babies
- COVID-19 Vaccine Management Analyst
- Health Access Program Manager
- Management Analyst
- Outreach Health Educator
- Public Health Preparedness Planning Assistant
- Public Health Specialist
- Senior Disease Investigator
- Vaccine Preventable Disease Investigator



**Employer/School****Job Title/Graduate Program**Advanced Physical Therapy

- Care Coordinator
- Marketing Coordinator
- Marketing Director
- Physical Therapy Assistant
- Physical Therapy Technician

Wesley Medical Center

- Admissions Clerk
- Case Management Assistant
- Chief Medical Scribe
- Community Relations Coordinator
- Clinical Research Manager
- Infection Preventionist
- Medical Scribe
- OR Materials Coordinator
- OR Materials Manager
- Patient Care Technician
- Patient Safety Attendant
- Physician Associate
- Registrar
- Residency Coordinator
- Unit Clerk
- Registered Nurse, BSN, Critical Care
- Registered Nurse, BSN, Clinical Nurse Coordinator
- Registered Nurse, BSN, Emergency Room
- Registered Nurse, BSN, ICU
- Registered Nurse, BSN, Labor and Delivery
- Registered Nurse, BSN, NICU
- Registered Nurse, BSN, OB
- Registered Nurse, BSN, Staff

University of Kansas Medical Center

- Patient Service Representative
- Registered Nurse, BSN, Critical Care Neuro/Surgical Oncology
- Resident Physician

Cerner Corporation

- Associate Consultant
- Change Analyst
- EHR/EMR Conversion Training Consultant
- Healthcare Information Technology Solution Architect
- Integration Architect
- Learning Consultant
- Long Term Care Consultant
- Senior Change Implementation Analyst
- Support Analyst

**Employer/School****Job Title/Graduate Program**

Pfizer

- Manufacturing Quality Supervisor
- Senior Microbiologist
- Validation Section Manager

R1 RCM Wichita

- Financial Counselor
- Patient Access Representative
- Patient Access Team Lead

St. Luke's Health System

- Registered Nurse, BSN

Favorite Healthcare Staffing

- Account Relations Manager
- Project Manager
- Recruiter
- Recruitment Manager
- Senior Recruitment Manager

Abbott

- Clinical Specialist I, CPT
- Clinical Specialist II, CPT
- Clinical Specialist III, CPT
- Clinical Specialist

Crothall Healthcare

- Assistant Director III
- Operations Manager
- Patient Experience Manager

KU Med Diabetes Institute

- Project Manager

University of Kansas Family Medicine

- Medical Doctor

UC San Diego Medical Center

- Registered Nurse

Wichita Endoscopy Center

- Registered Nurse, BSN

Prairie View, Inc

- Registered Nurse, BSN

Kansas Medical Center

- Registered Nurse, BSN
- Medical Unit Clerk

Mia Aesthetics Clinic

- Registered Nurse, BSN

Epworth Villa

- Registered Nurse, BSN

Blank Children's Hospital

- Pediatric Nurse Practitioner



**Employer/School****Job Title/Graduate Program**[Texas Spine Consultants](#)

- Physician Associate

[Meade Rural Health Clinic](#)

- Physician Associate

[Texas Health Presbyterian Dallas](#)

- Registered Nurse, BSN

[Ben Taub Trauma Center](#)

- Physician Associate

[United Medical Logistics](#)

- Physician Associate

[Midwest Trauma Providers](#)

- Physician Associate

[TeamHealth](#)

- Physician Associate

[Patterson Health Center](#)

- Physician Associate

[MFP Health and Wellness](#)

- Physician Associate

[Graham County Hospital](#)

- Physician Associate

[VEP Healthcare, Inc](#)

- Physical Associate

[Mosaic Life Care St. Joseph](#)

- Physician Associate

[The University of Texas Health Science Center](#)

- Physician Associate

[Burke Primary Care, LLC](#)

- Physician Associate

[Salina Regional Health Center](#)

- Physical Therapist

[Physiotherapy Associates' Home Rehabilitation LLC](#)

- Physical Therapist

[Continuous Motion PT](#)

- Physical Therapist

[Plano Orthopedic Sports Medicine](#)

- Occupational Therapist

[Outpatient Orthopedic Sports Medicine](#)

- Occupational Therapist

[Newton Schools](#)

- Occupational Therapist

[Kroger](#)

- Staff Pharmacist

**Employer/School****Job Title/Graduate Program**

Lomax Dental

- Registered Dental Hygienist

Mar and Lennon Dentistry

- Registered Dental Hygienist

Catholic Care Center

- Director of Food and Beverage

North KC Hospital

- Medical Records Technician

Bliss Dental and Orthodontics

- Dental Assistant

Lawrence Periodontics

- Surgical Dental Assistant

Sedgwick Plaza

- Executive Director, LHNA

Trajectory Revenue Cycle Services

- Revenue Cycle Manager

University of North Carolina Medical Center

- Anesthesiologist

IMA Select LLC

- Client Support Specialist

Alertive Healthcare

- Enterprise Account Manager

Alliance for Multispecialty Research LLC

- Clinical Research Coordinator

MBO Partners

- Senior Technology Consultant

Sentilink

- Risk Analyst

St. Anthony's Behavioral Health

- Health Information Management Manager

Cura HR

- Consultant

MedExpress

- Center Manager

Integrated Care Services

- Supervisor

Ecolab

- Senior Territory Manager

Morrison Living

- Nutrition Care Manager

International Rescue Committee

- State Refugee Health Coordinator

Bel Aire Recovery Center

- Utilization Review Manager

**Employer/School****Job Title/Graduate Program**

Memorial Hermann Southeast Hospital

- Assistant Director

Bel Aire Recovery Center

- Utilization Review Manager

IMA Financial Group, Inc

- Administrative Assistant
- Contract Administrator
- Risk Control Advisor

Sedgwick County Government

- Grant Analyst

Remote Scribe Company

- Director of Business Development

Federal Bureau of Prisons

- Health Information Specialist
- Contract Specialist

Imedial, Inc.

- Sales Representative

Daiichi-Sankyo

- Specialty Pharmaceutical Sales

Rehab and Nursing Center of the Rockies

- Director of Social Services

Kansas Department of Health and  
Environment

- Epidemiologist

U.S. Department of Health and Human  
Services

- Intergovernmental and External Affairs

Premier Hospitalists of Kansas

- Office Manager

Medova Healthcare Financial Group LLC

- Compliance Specialist
- Treasury Analyst

GlascoSmithKline

- Field Business Manager Vaccines
- Immunization Sales Specialist

HealthChannels

- Senior Director of Operations

Caring for Kansas Medical Staffing

- Surgical Technologist

Butler County Health Department

- Public Health Emergency Preparedness Coordinator and Medical Reserves Corps Coordinator

Everett Transitional Care Services

- Director

**Employer/School****Job Title/Graduate Program**

Ross University School of Veterinary Medicine

- Veterinarian School

Lakepoint Family Physicians

- Registered Health Information Specialist

Angels Care Home Health

- Account Executive

Amedysis Hospice

- Hospice Liaison

Wichita Area Metropolitan Planning Organization

- GIS Analyst/Transportation Planner

Lourdes Hospital

- Clinical Data Analyst

Lockton Companies

- Pharmacy Analyst

Lincare

- Medical Device Sales Representative

One Medical

- Growth Operations Analyst

Vituity

- Regional Lead, Scribe Services

Home Health, Hospice and Personal Care LLC

- Human Resources Coordinator

Infinity Hospice

- Admissions Coordinator

KU School of Medicine Wichita

- Clinic Manager

KU Law School

- Law School studying Healthcare Law

Aetna CVS

- Care Management
- Case Manager

Mary Crowley Cancer Research

- Clinical Research Coordinator

FreeState Healthcare

- Rural Operations Manager

Mental Health Association of South Central Kansas

- Adult Case Manager

SCL Health

- Health Information Specialist

CSL Plasma

- Management

**Employer/School****Job Title/Graduate Program**

HCA

- Medical Office Specialist

ProviDrs Care

- Provider Relations Specialist

The Arc of Sedgwick County

- Outreach Coordinator

Saint Francis Ministries

- Reintegration Family Support Worker

Synergy Care Management

- Project Manager

Wichita Children's Home

- Empowerment Counselor

MidAmerica Surgical Systems

- Sales Associate

Rooks County Health Center

- Health Information Coder

HealthCore Clinic

- Program Coordinator, OneCare Kansas

Wichita State University

- Program Specialist

Diabetes and Metabolism Specialist

- New Patient Coordinator

Hutchinson Regional Medical Center

- Performance Improvement Coordinator

Davita Kidney Care

- Patient Care Technician

Community Engagement Institute

- Office Coordinator

Abay Neuroscience Center, LLC

- Patient Care Associate

Premonition Health

- Office Manager

Pacific Dental Services

- Healthcare Coordinator

R & R Collaborative Therapy Services

- Behavioral Health Technician

Midwest Transplant Network

- Lab Support Coordinator

Advanced Neuro Solutions LLC

- Intraoperative Neuromonitoring Technologist

Americare Senior Living

- LNHA, Administrator

**Employer/School****Job Title/Graduate Program**

SSM Health

- Patient Services Specialist

Wichita State University Master's in Health Administration (MHA).

- 75% of students who earned their MHA received their degree at WSU

Wichita State University Aging Studies

- 9 students earned their MA in Aging Studies at WSU

KU School of Medicine Medical School

- Medical School

KU School of Medicine Public Health

- Master's in Public Health

Wichita State University Exercise Science

- Master of Science Exercise Science

WSU Tech Surgical Technology.

- Surgical Technologist School

Rockhurst University Doctor of Physical Therapy.

- Physical Therapy School

Rockhurst University Occupational Therapy Doctorate

- Occupational Therapy School

Colorado State University.

- Master of Public Health

Cleveland University-Kansas City.

- Chiropractic School

KU Law School

- Law School studying Healthcare Law

University of Kansas Doctor of Physical Therapy.

- Doctor of Physical Therapy

University of Kansas School of Nursing

- Nursing School

Newman University Diagnostic Medical Sonography.

- Medical Sonography

Newman University Radiologic Technology.

- Radiologic Technology

\*Alumni job placement data is obtained from an annual social media and LinkedIn review by the Director of Undergraduate Programs and the annual alumni survey.

To view alumni stories, visit the [Health Science Alumni Directory](#).

## **Program Overview**

The Bachelor of Science in Health Science provides a strong clinical foundation for a career in specialized health services through its comprehensive undergraduate program. This curriculum offers a 47-48 credit hour pre-professional degree designed to prepare graduates for admission to clinical health education programs at both the bachelor's and graduate levels.

## **Degree Planning**

Preparing for a career in health science is a four-year journey, starting well before your first major course. The program requires a minimum of 120 credit hours, and choosing a major can be one of the most challenging decisions you make during your college years. By choosing Health Science, you will be admitted to the Health Science program within the College of Health Professions and assigned a College advisor. This advisor will help you meet both the program's graduation requirements and the University's overall degree requirements. Regular meetings with your advisor are essential to maximize your educational opportunities in health science.

The degree requirements are divided into three main areas:

1. The University's General Education Program requirements.
2. The Health Science program's coursework requirements and standards for the B.S. in Health Science degree.
3. If you choose a minor (strongly encouraged), you will need to meet those specific requirements.

Together, these requirements account for approximately 87% of the 120 credits needed for your degree. This percentage may vary if you have transferred between colleges or universities or depending on your minor selection.

Active involvement in planning your degree path is crucial. Our college advising system is designed to empower and support you throughout this process.


## **General Education Program Overview**

All undergraduates must master a core of skills as a common foundation for their major studies. In addition, the general education program is designed to develop an understanding and appreciation of the richness and diversity of human achievements in the arts, humanities and sciences.

The College of Health Professions Advising Center provides advising services on general education requirements. The requirements for graduation are detailed in the [Wichita State University Undergraduate Catalog](#). The Undergraduate Catalog should be consulted for complete information on general education requirements.

## **General Education Requirements**

General Education Program requirements at Wichita State follow the KBOR system-wide General Education Program framework and are comprised of 34-35 credit hours organized in six discipline-based "buckets" and an institutionally designated bucket. A student who satisfies all seven buckets will complete the General Education Program.



The four courses in Buckets 1-3 must be completed within the first 48 credit hours of enrollment with a grade of C- or better. Foundation courses cover the fundamental skills needed throughout college and should be taken at the very beginning of a student's studies.

Note: Some general education courses can count for both the General Education Program requirements and program/college requirements. Students should work with their advisor to determine the most efficient path.

#### **Bucket 1: English Discipline Area**



ENGL 100 or 101  
and ENGL 102

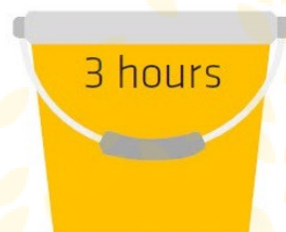
#### **Bucket 2: Communication Discipline Area**



COMM 111

#### **Bucket 3: Mathematics and Statistics Discipline Area**

Note (for viewers, Footnote 2): Any math/statistics course that requires MATH 111 or MATH 112 as a prerequisite. MATH 131 does not fulfill the prerequisite for any further math course. MATH 131 does not meet degree requirements in all colleges.



MATH 111, 112 or 131<sup>2</sup>  
or any math/stat course that requires  
MATH 111 or MATH 112 as a  
prerequisite.

#### **Bucket 4: Natural and Physical Sciences Discipline Area**



**Choose One Subject (must include a lab):**  
A list of qualifying courses can be  
found on the General Education  
Courses page of the catalog.



### Bucket 5: Social and Behavioral Sciences Discipline Area

Note (for viewers, Footnote 3): Full course list can be found on the [General Education Courses](#) page of the catalog.



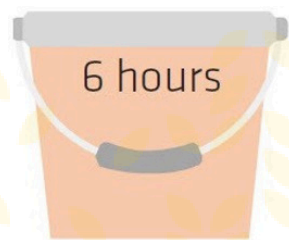
#### Choose from at Least Two Subject Areas<sup>3</sup>:

Anthropology  
Criminal Justice  
Economics  
Entrepreneurship  
Ethnic Studies  
Geography  
Political Science  
Psychology  
Sociology  
Social Work  
Women's Studies

### Bucket 6: Arts and Humanities Discipline Area

Note (for viewers, Footnote 3): Full course list can be found on the [General Education Courses](#) page of the catalog.

Note (for viewers, Footnote 4) in regards to Communication and English: Excludes courses from Buckets 1-3.



#### Choose from at least Two Subject Areas<sup>3</sup>:

Communication<sup>4</sup>  
English<sup>4</sup>  
History  
Modern and Classical Languages  
Linguistics  
Philosophy  
Religion  
Art History  
Dance  
Musicology / Composition  
Studio Arts  
Theatre



WICHITA STATE  
UNIVERSITY

## Bucket 7: Institutionally Designated Area

Note (for viewers, Footnote 4 in Heading): excludes courses from Buckets 1-3.

Note on "3 credit hours of First-Year Seminar" (for viewers, Footnote 5): A First-Year Seminar course is required for students coming to WSU directly from high school. Those students who have earned an Associate Degree or 30 credit hours prior to high school graduation and before starting classes at WSU as a degree-bound student, may be exempt from taking a First-Year Seminar course.

Note on "No Repeat Courses" (for viewers, Footnote 3): Full course list can be found on the [General Education Courses](#) page of the catalog.



**3 credit hours of First-Year Seminar<sup>5</sup>**  
(FYS may ONLY count for general education credit in Bucket 7)

**3 General Education credit hours with Diversity designation**  
(May be satisfied by Buckets 4-6 requirement)

If diversity requirement is satisfied in Buckets 4-6, students must take additional general education approved courses to reach a total of 6 credit hours in Bucket 7. *(May include disciplines not included in Buckets 1-6. No repeat courses<sup>3</sup>.)*

Visit <https://wichita.edu/generaleducation>

## Program Description

The Bachelor of Science in Health Science is a 47- to 48-credit hour professional degree program designed to prepare graduates for admission to clinical education programs. The curriculum provides a strong foundation in health services delivery, population health assessment, and leadership. It also includes coursework in public health, health services management, aging studies, and ethics.

Students will complete a mix of science and mathematics courses that meet the admission requirements for various clinical education programs. Additionally, students must complete an applied learning professional portfolio before graduation. This degree is ideal for those interested in pursuing undergraduate or graduate clinical education, with many graduates continuing their education in fields such as physician assistant studies, physical therapy, nursing, medical laboratory sciences, and dental hygiene.

## Program Learning Objectives

1. Foundational Clinical Knowledge: Apply a broad-based understanding of biological, medical, and social knowledge to solve healthcare issues.
2. Evidence-Based Practice: Demonstrate skill in using data to analyze and improve health outcomes.
3. Health Administration: Understand U.S. healthcare system delivery, management, and operations.
4. Public Health and Education: Understand the protection, promotion, and assurance of population health outcomes.
5. Equity and Ethics: Demonstrate commitment to culturally informed healthcare ethics and equity.
6. Interprofessionalism: Demonstrate commitment to communication, cooperation, professionalism, and person-centered care.

## Curriculum

Review the BSHS Program curriculum in the [WSU Undergraduate Course Catalog](#).

## PHS Departmental Honors

Scholarship and research are encouraged at the undergraduate level. Students who meet the qualifications should explore adding the honors program to their undergraduate major. Students who are not PHS majors and are involved in the Cohen Honors College, should contact the PHS department for permission to enroll in these courses, as appropriate.

Admission requirements include:

1. Status as a PHS major;
2. An overall GPA of 3.500 in all major coursework;
3. A one-page, double-spaced letter describing reasons for applying to the honors track, goals and potential benefits to participating in the program; and
4. Agreement by a PHS faculty member to mentor the final project.

## Honors Program Requirements

Students admitted to the PHS honors track must complete the following:

1. Maintain a 3.500 cumulative GPA in all major coursework;
2. Be a participating member of the Health, Education, Advocates for Leadership, Teamwork, and Humanity (HEALTH) student organization;
3. Maintain a portfolio of assignments, activities and reflections throughout the honors track;
4. Complete and present a mentored scholarly activity during the last year of the program by enrolling in a 1-3 credit hour of PHS 401H Field Research in Public Health Science; and
5. Enroll in and complete the honors assignments with a minimum of 12 credit hours of PHS coursework selected from the following options:
  - PHS 408H Adaptive Leadership Honors
  - PHS 325H Epidemiology Honors
  - PHS 344H Culturally Informed Healthcare Honors
  - PHS 356H Foundations of Healthcare Policy, Law, and Ethics Honors
  - PHS 410H Health Communication Honors

Students who have completed two or more of the non-honors sections of the above courses (PHS 325, 344, 346, 408, and 410) can earn honors credit by enrolling in one of the 1-credit hour honors bridge courses (PHS 375AH, PHS 375BH, PHS 375CH, PHS 375DH, and PHS 375EH).

## Applied Learning Requirement

Students in the BS in health science program are required to complete an applied learning or research experience to graduate from the program.

Professional development outside required coursework creates application and deeper understanding of key concepts, and is essential to success after graduation. Employers emphasize that students who have experiences beyond the classroom are better suited for their career post-graduation. Your applied learning experience will assist you with developing goals, skills, and the necessary attributes to have a successful career.

Learn more about the [Applied Learning Portfolio](#).

If you have any questions, feel free to contact your adviser or Sarah Taylor at [sarah.taylor@wichita.edu](mailto:sarah.taylor@wichita.edu).

## Minor Programs

PHS offers minors in the following subject areas; Aging Studies, Health Science and Public Health. Students can obtain any of the minors in addition to their bachelor degree. Minors require students to take at least one unduplicated course. In many cases students can easily add one of the PHS minors by only taking one additional course for each as many minor classes are included in the Health Science curriculum.

See the PHS Minors in the [WSU Undergraduate Catalog](#).

## Program Schedule of Courses

Current rotation for BSHS courses taught through the Department of Public Health Sciences.

Online/Hybrid <b>TENTATIVE</b> Two-Year Rotation				
Required Courses				
Course #	Course Name	Fall 25	Spring 26	Summer 26
MLS 203/303	Medical Terminology	OLA	OLA	OLA
PHS 100	Introduction to Aging Studies	HYB1	OLA	OLA
PHS 101	Introduction to Public Health	OLA	OLA	OLA
PHS 101	Introduction to Public Health		HYB1	
PHS 300	Careers in Healthcare	OLA	OLA	
PHS 310	Intro to US Healthcare and Admin	OLA	OLA	
PHS 325	Epidemiology	HYB1	OLA	
PHS 344	Culturally Informed Healthcare	OLA	OLA	
PHS 356	Found of HC Policy, Law, and Ethics	OLA	OLA	
PHS 408	Adaptive Leadership	OLA	OLA	
PHS 410	Health Communication	HYB1	OLA	

## BSHS Student Progression, Advising, and Counseling

The BSHS program uses team advising throughout a student's academic journey. Freshmen receive guidance from OneStop advisors, who specialize in first-year student advising at Wichita State University. Starting sophomore year, students transition to CHP advisors for preparatory and general education courses.

Advisors can regularly meet with students to address academic and professional issues and monitor progress. Policies on academic and professional standards, honesty, and academic warning/probation are detailed in separate sections of the handbook.

Students are encouraged to meet with their advisor at least once per academic term to discuss progress, plan degree requirements, and review course selections for the next term. Students should prepare for these meetings by understanding academic policies, identifying professional goals, and observing registration deadlines. Useful documents, such as the [Student Code of Conduct Handbook](#) and [Undergraduate Catalog](#), are available on the Wichita State University Registrar's website.

Professional counseling services are available through [Counseling and Psychological Services](#), located in the Student Wellness Center inside the YMCA, or by calling 978-4792. Students may arrange appointments directly or through faculty referral.

## **BSHS Academic Policies**

University policy allows students to retake a course up to three times without restrictions. For a fourth attempt, regardless of the previous grade earned, students must receive permission. The Public Health Sciences Undergraduate Faculty Committee will hear petitions for permission to retake BSHS core courses. The form can be found in Appendix A. For questions, please contact [sarah.taylor@wichita.edu](mailto:sarah.taylor@wichita.edu).

Students in the Health Science program must maintain a cumulative GPA of 2.00, with no individual course grade in the major lower than a "C-" (1.7 GPA). Students whose program GPA falls below 2.00 will be put on a program watch list. Those whose cumulative GPA or WSU GPA falls below 2.00 will be placed on academic probation by the university. Information on academic probation and dismissal can be found in the WSU Undergraduate Catalog.

## **Accelerated Bachelor's to Master's Degree Options**

The Department of Public Health Sciences offers accelerated bachelor's to master's programs in both the MA in Aging Studies and the MHA.

### **Aging Studies**

The online accelerated bachelor's to master's in Aging Studies prepares students for graduate work at WSU while earning credit towards their bachelor's degree. This program is ideal for juniors and seniors across various disciplines. Admitted students can enroll in up to 9 graduate credit hours while completing their undergraduate degree.

### **Health Administration**

The Accelerated Bachelor's to Master's program in Health Administration prepares students for graduate work in health administration at WSU. Admitted students can enroll in up to 9 graduate credit hours while completing their undergraduate degree. Eligible courses include PHS 621, PHS 622, and PHS 807.

Shorten your graduate studies by one semester. Save time and money by applying 9 hours of dual credit to both undergraduate and graduate degrees.

Learn more about the Accelerated Aging Studies and Accelerated MHA program requirements in the Graduate School Catalog. Students should apply in the first semester of their junior year. For eligibility assessment and admissions information, contact Graduate Coordinator Jacie Green ([jacie.green@wichita.edu](mailto:jacie.green@wichita.edu)).

## **BS in Health Science Course Descriptions**

Course descriptions for the BSHS program can be viewed in the WSU Undergraduate Catalog:

- [PHS Courses](#)
- [Biology Courses](#)
- [Chemistry and Biochemistry Courses](#)
- [Mathematics Courses](#)
- [Physics Courses](#)
- [Scientific Foundation Courses](#)
- [ECON 231](#)
- [HPS 490](#)
- [HPS 762](#)
- [MLS 311](#)
- [MLS 405](#)
- [PHS 331](#)
- [PSY 310](#)
- [STAT 370](#)



## Department Communications

Students will be enrolled into the Department of Public Health Sciences Blackboard site when they declare BSHS as their major. Emails used for Blackboard courses are the students' WSU email. Even if students have their own email account, they will also need a WSU email account, which will make it easier for the program to communicate, as all students' email addresses will be in a wichita.edu list-serve.

After receiving a Shocker student card, students can obtain a WSU email account free at [www.wichita.edu](http://www.wichita.edu) by clicking on the email center icon. Email addresses must be provided to the program's administrative assistant. It is very important that you inform the BSHS program of any changes in your address or phone number.

Weekly email newsletters will be sent out to all BSHS majors. These weekly communications will include important program information. Students will have the option to unsubscribe from the email list, but it is highly discouraged.

## Blackboard and Class Handouts

All courses throughout the program use Blackboard as a tool to enhance or deliver the course presentation and content. For HYB1 courses faculty will place most of the class handouts on Blackboard for students prior to scheduled classroom lectures. You will be responsible for downloading and printing these handouts at your own expense if you require a hardcopy. It will be your responsibility to print your handouts PRIOR to class, you should not expect to print them from the PHS office printer just prior to starting class. Printers are located in Ahlberg Hall ISL, Library, and computing center.

Online courses use Blackboard to provide a comprehensive and flexible learning platform tailored to enhance the educational experience. Through Blackboard, faculty will organize course materials including lectures, readings, and assignments into structured modules, making it easy for students to find and access. Interactive tools including discussion boards, quizzes, and multimedia content will be integrated into the platform to engage students actively in the learning process. Faculty will track student progress, offer timely feedback, and communicate important updates. Blackboard ensures student have access to a dynamic and supportive online learning environment, available anytime, anywhere.

## Grades

Coursework for undergraduate credit will be graded A, B+, B, B-, C+, C, C-, D+, D, D-, or F. Faculty have the option of assigning an "I" (incomplete) if they feel that sufficient justification exists for the student's failure to complete the course. All Health Science courses are graded with letter grades. Grades below C- (1.7 GPA) may not be used to satisfy degree requirements, but such courses may be repeated. Students must maintain a program GPA of 2.00 or higher to be eligible for the B.S. in Health Science.



## Standard PHS Grading Scale

PHS Faculty have adopted the following standardized grading scale:

Points/Percentage	Letter Grade	Grade Points	Interpretation
93 - 100%	A	4.00	A range denotes excellent performance.
90 - 92%	A-	3.70	
87 - 89%	B+	3.30	B range denotes good performance.
83 - 86%	B	3.00	
80 - 82%	B-	2.70	
77 - 79%	C+	2.30	C range denotes satisfactory performance. All courses in the BSHS must be passed with a C- or higher.
73 - 76%	C	2.00	
70 - 72%	C-	1.70	
67 - 69%	D+	1.30	D range denotes unsatisfactory performance.
63 - 66%	D	1.00	
60 - 62%	D-	.70	
<59%	F	0.00	

## General University Policies

You can find the general university policies by selecting this [link](#).

## Opportunities for Student Involvement

### HEALTH Student Association

HEALTH - The HM program encourages all students to become involved in their student organization – Health Education Advocates for Leadership, Teamwork, and Humanity (HEALTH). The purpose of HEALTH is to serve as a community-based association for students working together to improve health education and promote the delivery of well-diversified and high-quality healthcare. The faculty advisor for HEALTH is [Dr. Amy Drassen-Ham](#). You can receive information and announcements regarding upcoming HEALTH events via the [HEALTH Facebook page](#).

## **WSU and College of Health Professions Opportunities**

For more information on these organizations, please visit the college's [website](#).

### **HOSA - Health Occupations Students of America**

The mission of HOSA is to enhance the delivery of compassionate, quality health care by providing opportunities for knowledge, skill, and leadership development of all health science education students, therefore, helping the student meet the needs of the health care community. This organization includes a large variety of events that students can compete in such as CPR/First Aid, Physical Therapy, Sports Medicine, Medical Terminology, Clinical Nursing, Dental Science, and many more. Each year there is a State Leadership Conference in which students compete, and if they succeed, they can compete at the International Leadership Conference in the summer.

### **WSU Student Involvement Programs**

The Office of Student Engagement, Advocacy and Leadership (SEAL) located in Room 216, Rhatigah Student Center (316) 978-3022, exists to serve the needs of WSU's student organizations and individual students in the areas of leadership and involvement.

### **Medical Laboratory Sciences Student Association**

The MLS student association provides educational and professional development opportunities for students accepted into the Medial Laboratory Sciences program. Students enrolled as Pre-MLS may also join the organization, but do not get any voting privileges.

### **Pre-Dental Student Association**

The Pre-Dental Student Association (PDSA) is organized and operated by its student members. The purpose of the organization is to enhance the knowledge and experience of individuals in pre-dentistry. One of our main objectives is to expand our networking through social interactions with community and dental related activities. PDSA also prides itself on being able to visit one or more dental schools each semester, while participating in simulation labs, lecturing, and DAT preparations

### **Pre-Optometry Student Association**

The POSA is organized and operated by its student members to enhance its members' knowledge and experiences in Pre-optometry and to expand our network through social interactions and activities within the optometry community. The POSA's mission is to assist students seeking a career in optometry, help them become competitive optometry school applicants, and give them a community that involves others with pre-optometry interests.

### **Pre-Pharmacy Student Association**

Wichita State University's Pre-Pharmacy Student Association is a club for students who are aspiring to further their education in the discipline of pharmacy. This is a student-run organization dedicated to educating and supporting pre-pharmacy students and also exposing them to the wide range of opportunities available in the field. Students will have the opportunity to network with professionals as well as students with similar majors.

### **Pre-Physical Therapy Organization**

The WSU Pre-Physical Therapy Organization is open to anyone interested in the field of physical therapy and networking with professionals and students with similar majors. We are dedicated to providing opportunities for our members to listen to speakers, tour facilities, participate in volunteer activities, and receive valuable information about program requirements and the PT school application process.



### **Pre-Physician Assistant Organization**

The Pre-PASO is a student lead organization that is open to students of any major. We aim to assist students seeking a career as a Physician Assistant and give them the tools they need to become competitive applicants. Our monthly meetings consist of info sessions, guest speakers, and opportunities for community service.

### **Premedical Student Association**

Pre-Medical Student Association is a recognized, student-run organization at Wichita State committed to providing academic support as well as volunteering and shadowing opportunities. PSA's mission is to assist students seeking a career in medicine and help them become competitive medical school applicants. Students will have the opportunity to network with advisors, professionals, medical students, and other pre-medical students.

### **Professional Opportunities**

#### **American Public Health Association (APHA)**

The American Public Health Association is an organization for public health professionals. As an APHA student member, you'll receive a subscription to The Nation's Health and online access to the American Journal of Public Health. You will also have access to APHA's CareerMart, where you'll be able to see national job listings, post your resume online and participate in interviews at the Annual Meeting. Students may join APHA for a discount rate of \$50.

#### **APHA Student Assembly**

The APHA Student Assembly is the nation's largest student-led organization dedicated to furthering the development of students, the next generation of professionals in public health and health-related disciplines. APHA-SA represents and serves students of public health and other health-related disciplines by connecting individuals who are interested in working together on public health and student-related issues.

#### **Kansas Public Health Association (KPHA)**

Students may participate in KPHA through an active Student Section. The purpose of the KPHA Student Section is to be an organization for public health students in Kansas, where those interested in issues concerning students of public health can organize and pursue common goals, and interests, and create academic learning opportunities. Students are encouraged to participate in the Poster Session at the annual conference. Student memberships are \$20

## Tuition and Fees

Review the [Comprehensive WSU Fee Schedule](#):

Fee Type	Amount
<a href="#">Undergraduate Tuition Per Credit Hour (In State)</a>	\$259.75
<a href="#">Undergraduate Tuition Per Credit Hour (Out of State Tuition)</a>	\$615.27
<a href="#">Student Support Services Fee</a> 9.00 or more Credit Hours	\$742.35 Fl/Spl or \$371.18 Su
6 to and including 8.75 Credit Hours	\$494.90 Fl/Sp or \$247.45 Su Per Semester
Up to and including 5.75 Credit Hours	\$247.45 Fl/Sp or \$123.73 Su Per Semester
Campus Infrastructure and Support Fee	\$20.58 Per Credit Hour
Other -Technology and Transportation	\$1.75 Per Credit Hour
College of Health Professions Fee	\$20.00 Per Credit Hour
Public Health Sciences Fee	\$35.00 Per Credit Hour
College of Health Professions Online Course Fee	\$72.00 Per Credit Hour

## Minors and Certificate Programs

WSU Minor programs can be viewed at the [Undergraduate Majors and Minors](#) webpage.

Adding an undergraduate minor can enhance student's academic and professional profile. A minor allows students to explore another field, broadening their knowledge and skills. This approach can make a resume stand out to employers or graduate schools, showing a well-rounded education and a willingness to take on diverse challenges. A minor can also complement a major by providing specialized knowledge that enhances the primary field of study. For example, students in the BSHS major might benefit from a minor in computer science to gain technical skills. Additionally, pursuing a minor can be personally fulfilling, allowing students to delve into subjects they are passionate about, enriching their overall education.

## HS to Doctor of Physical Therapy Pathway

Collaboratively, the Department of Public Health Sciences and WSU's Physical Therapy Department have developed a tailored curriculum for pre-PT students pursuing a Bachelor of Science in Health Science. Eligible students meeting DPT admission standards and specified criteria can compete for one of six (6) reserved spots available each application period for WSU's DPT Program.

The Pre-PT Customized Curriculum offers the following advantages to Prospective PT Students.

<b><u>B.S. Health Science (BSHS)</u></b>	<ul style="list-style-type: none"><li>• 47 to 48-credit-hour professional degree program, which prepares graduates for admission to a clinical education program.</li><li>• Provides a foundation in health services delivery, population health assessment, leadership, and other vital areas of competency for health professionals.</li><li>• The Customized Curriculum requires a mix of science and mathematics courses that support admission requirements specifically for the WSU PT program.</li></ul>
<b><u>Reserved Seats</u></b>	<ul style="list-style-type: none"><li>• The WSU Department of Physical Therapy reserves six (6) seats each application cycle for current Wichita State University Health Science majors who have met both the specified DPT admissions standards and the special considerations at the time of application.</li><li>• Students not selected for one of the reserved seats will receive full consideration for the remaining slots.</li></ul>
<b><u>Scientific Foundations</u></b>	<ul style="list-style-type: none"><li>• Through the Scientific Foundations Division, Pre-PT HS students may study in the college's gross anatomy laboratory – the largest in southcentral Kansas – and develop their knowledge and skills in clinical neuroscience, pharmacology, and pathophysiology.</li><li>• Free Supplemental Instruction (SI) is available for many math and science classes to help Pre-PT HS students maintain a competitive GPA.</li></ul>
<b><u>Departmental Honors</u></b>	<ul style="list-style-type: none"><li>• Pre-PT HS students interested in engaging in advanced disciplinary study are encouraged to apply for admittance to the Public Health Sciences Departmental Honors program.</li><li>• Honors students go beyond the classroom to explore a research area of their choice, receive one-on-one faculty mentorship, and collaborate with students, faculty and industry partners in research or scholarly activities.</li><li>• Graduating with Departmental Honors recognizes excellence in the major and strengthens applications to the DPT program.</li></ul>
<b><u>Applied Learning Portfolio</u></b>	<ul style="list-style-type: none"><li>• As part of the BS in Health Science degree, Pre-PT students build an <a href="http://www.wichita.edu/phsalp">Applied Learning Portfolio</a>, <a href="http://www.wichita.edu/phsalp">www.wichita.edu/phsalp</a>, which demonstrates skills related to career readiness, scholarship, professionalism, interprofessional education, and volunteerism.</li><li>• Students who complete applied learning activities are more competitive and better equipped for clinical education post-graduation.</li></ul>
<b><u>Student Involvement</u></b>	<ul style="list-style-type: none"><li>• Pre-PT HS Students are urged to join the Pre-PT Student Organization, offering networking opportunities with professionals and peers, volunteer activities, clinic tours, guest speakers, career guidance, and support for graduate school applications.</li><li>• Pre-PT students are also encouraged to join additional organizations such as: Young Professionals of Wichita, Golden Key, Future Healthcare Professionals, HOSA, HEALTH Student Organization, or Panhellenic Organizations.</li></ul>

## Health Science Requirements and Special Considerations

<b><u>BSHS Requirements</u></b>	<ul style="list-style-type: none"><li>• Complete all major coursework with a "C-" grade or higher.</li><li>• Maintain a cumulative GPA of 2.00 (on a 4.00 scale) or higher.</li><li>• Earn a minimum of 120 credit hours.</li><li>• Earn credit in a minimum of 45 hours of upper-division coursework at a 4-year institution (university).</li><li>• Completion of PHS 401 Applied Research in Public Health Science projects with PT faculty and students (not a requirement, but strongly encouraged).</li></ul>
<b><u>WSU DPT Admissions</u></b>	<ul style="list-style-type: none"><li>• Admission to the WSU DPT program is not guaranteed and is based on a variety of factors in addition to academic performance.</li><li>• Minimum of 20 hours of observation in one or more PT settings. Additional observation hours in multiple settings are highly encouraged.</li><li>• For additional information and the most current admissions information please visit the DPT website: <a href="http://www.wichita.edu/pt">www.wichita.edu/pt</a>.</li></ul>
<b><u>Student Involvement</u></b>	<ul style="list-style-type: none"><li>• Be on track to earn a bachelor's degree in health sciences from Wichita State University (WSU) or has earned a bachelor's degree in health sciences from WSU in the past academic year.</li><li>• Earn and maintain a cumulative college GPA of 3.60 or higher.</li><li>• Complete all required PT prerequisites with a grade of C or better.</li><li>• Active member of the Pre-PT Club while enrolled at WSU.</li><li>• Complete 100 shadowing hours across multiple clinical settings (i.e., pediatrics, geriatrics, etc.).</li><li>• Minor in Exercise Science (strongly encouraged).</li><li>• Apply to PT school by priority deadline of August 1.</li></ul>

## Bachelor of Science in Health Science - WSU DPT Customized Plan of Study

### Required Courses Not Included in the Major

Course Number	Course Name	Credit Hours	Prerequisites	Semester	Instruction Method	Required
PSY 111	Introduction to Psychology	3		All	TCI, HYB, OLA	X

One semester of higher level college mathematics; College Trigonometry, Pre-Calculus, or Business Calculus.

One advanced psychology (300 level or above such as Developmental Psychology, Abnormal Psychology, or Sports Psychology).

### Bachelor of Science in Health Science Required Classes - 32-33 CrHrs

Course Number	Course Name	Credit Hours	Prerequisites	Semester	Instruction Method	Required
MLS 203/303	Medical Terminology	2 or 3		All	OLA	X
PHIL 327	Bioethics	3		All	TCI/OLA	X
PHS 100	Introduction to Aging Studies	3		All	OLA	X
PHS 101	Introduction to Public Health	3		All	OLA	X
PHS 300	Careers in Healthcare	3		All	OLS/OLA	X
PHS 310	Introduction to US Healthcare and Admin	3		All	OLA	X
PHS 325	Epidemiology	3	MATH 111, 242 or STAT 370	Fl/Sp	OLA	X
PHS 344	Culturally Informed Healthcare	3		Fl/Sp	OLA	X
PHS 356	Intro to Healthcare Policy, Law, and Ethics	3		Fl/Sp	OLA	X
PHS 408	Adaptive Leadership	3		All	HYB/OLA	X
PHS 410	Health Communication	3		Fl/Sp	OLA	

### WSU Doctorate in Physical Therapy (DPT) Prerequisites (15 CrHrs) of Mathematics and Natural Science Required for BS in HS

**Competitive WSU DPT applicants complete prerequisites with an average GPA of 3.60 or higher.**

Additional credit hours count as open electives towards the required 120 total credit hours for a bachelor's degree.

Course Number	Course Name	Credit Hours	Prerequisites	Semester	Instruction Method	Required
BIOL 210	General Biology I + BIOL 210L	4		Fl/Sp	TCI	Choose one (1) semester of BIOL w/lab.
BIOL 220	Intro to Microbiology + BIOL 220L	4	CHEM 103 or CHEM 211	All	TCI	
HS 290	Foundational Human Anatomy & Physiology*	5		Fl/Sp	TCI	X
CHEM 211	General Chemistry + CHEM 211L	5	CHEM 110, 103, or HS CHEM or PHYS	All	TCI	Two (2) semesters of CHEM w/lab.
CHEM 212	General Chemistry II + CHEM 212L	5	CHEM 211	All	TCI	
CHEM 531	Organic Chemistry I + CHEM 531L	5	CHEM 212	All	TCI	
PHYS 213 and	General College Physics I + PHYS 213L	5	HS Trig Or MATH 112	All	TCI	Two Semesters of PHYS w/Lab
PHYS 214	General College Physics II + PHYS 214L	5	PHYS 213 or 313	All	TCI	
OR						
PHYS 313	Physics for Scientists I + PHYS 315L	5	MATH 243	All	TCI	
PHYS 314	Physics for Scientists II + PHYS 316L	5		All	TCI	
HPS 490	Exercise Physiology + HPS 490L	3	HS 229 or BIOL 223 or HS 290	Fl/Sp	TCI	
PSY 301	Psychological Statistics**	3	PSY 111	All	TCI	

### WSU Doctor of Physical Therapy Recommended Courses

Students who earn a 3.60 or higher GPA will be academically competitive applicants.

Course Number	Course Name	Credit Hours	Prerequisites	Semester	Instruction Method	Recommended
HS 301	Clinical Pharmacology	3	HS 290 or BIOL 223 and CHEM 103 or 211	All	TCI, OLA	X
PHS 401	Applied Research in PHS	3		All	CPI	X
PHS 442	Foundations of Healthcare Finance***	3	BADM 162	Sp	OLA	X
HS 585	Clinical Neuroscience	3	BIOL 223 or HS 290	Fl/Sp	OLA	X
HS 600	Advanced Clinical Anatomy	5	BIOL 223 or HS 290	Fl/Sp	TCI	X

\* HS 290 Recommended for students entering WSU without a previous anatomy and physiology course BIOL 223/223L Human Anatomy and Physiology also meets the anatomy requirement.

\*\* Preferred statistics course

\*\*\*PT recommends the Health Management minor ([www.wichita.edu/hm\\_minor](http://www.wichita.edu/hm_minor)) which can be earned by completing one (1) additional class, PHS 442 Foundations of Healthcare Finance is recommended.

Instruction Method Key: OLA (fully online asynchronous); OLS (fully online synchronous meeting times via video conference); HYB (mix of asynchronous online and in-person); TCI (traditional in-person class).

## HS and WSU Physician Associate Customized Curriculum

Collaboratively, the Department of Public Health Sciences and WSU's Physician Association Department have developed a tailored curriculum for pre-PA students pursuing a Bachelor of Science in Health Science.

Physician Associates (PAs) are recognized as mid-level healthcare professionals, capable of working in diverse healthcare environments. PAs undergo formal training to deliver diagnostic, therapeutic, and preventative healthcare services. According to the Bureau of Labor Statistics (2023), the PA profession is projected to experience a substantial 27% growth in the next decade (2022-2032). Undergraduate students aspiring to enroll in the WSU PA program can take advantage of the Pre-PA Customized Curriculum to enhance their preparation.

The Pre-PA Customized Curriculum offers the following advantages to prospective PA students:

<b><u>B.S. Health Science (BSHS)</u></b>	<ul style="list-style-type: none"><li>• 47 to 48-credit-hour professional degree program, which prepares graduates for admission to a clinical education program.</li><li>• Provides a foundation in health services delivery, population health assessment, leadership, and other vital areas of competency for health professionals.</li><li>• The Customized Curriculum requires a mix of science and mathematics courses that support admission requirements specifically for the WSU PA program.</li></ul>
<b><u>Scientific Foundations</u></b>	<ul style="list-style-type: none"><li>• Through the Scientific Foundations Division, Pre-PA HS students may study in the college's gross anatomy laboratory – the largest in southcentral Kansas – and develop their knowledge and skills in clinical neuroscience, pharmacology, and pathophysiology.</li><li>• Free Supplemental Instruction (SI) is available for many math and science classes to help Pre-PA HS students maintain a competitive GPA.</li></ul>
<b><u>Departmental Honors</u></b>	<ul style="list-style-type: none"><li>• Pre-PA HS students interested in engaging in advanced disciplinary study are encouraged to apply for admittance to the Public Health Sciences Departmental Honors program.</li><li>• Honors students go beyond the classroom to explore a research area of their choice, receive one-on-one faculty mentorship, and collaborate with students, faculty and industry partners in research or scholarly activities.</li><li>• Graduating with Departmental Honors recognizes excellence in the major and strengthens applications to the PA program.</li></ul>
<b><u>Applied Learning Portfolio</u></b>	<ul style="list-style-type: none"><li>• As part of the BS in Health Science degree, Pre-PA students build an <u>Applied Learning Portfolio</u>, <a href="http://www.wichita.edu/phsalp">www.wichita.edu/phsalp</a>, which demonstrates skills related to career readiness, scholarship, professionalism, interprofessional education, and volunteerism.</li><li>• Students who complete applied learning activities are more competitive and better equipped for clinical education post-graduation.</li></ul>
<b><u>Application and Interview Preparation</u></b>	<ul style="list-style-type: none"><li>• Pre-PA HS Students benefit from faculty, program, and college-level support in their graduate school application and interview process.</li><li>• Students are encouraged to keep a journal of shadowing, volunteering, and career experience throughout their academic career.</li><li>• The Shocker Career Accelerator offers mock interviews and practice answering questions under pressure.</li></ul>

## Health Science Requirements and Special Considerations

<b><u>BSHS Requirements</u></b>	<ul style="list-style-type: none"><li>• Complete all major coursework with a “C-” grade or higher.</li><li>• Maintain a cumulative GPA of 2.00 (on a 4.00 scale) or higher.</li><li>• Earn a minimum of 120 credit hours.</li><li>• Earn credit in a minimum of 45 hours of upper-division coursework at a 4-year institution (university).</li></ul>
<b><u>WSU PA Admissions</u></b>	<ul style="list-style-type: none"><li>• Admission to the WSU PA program is not guaranteed and is based on a variety of factors in addition to academic performance.</li><li>• For additional questions and the most current admissions information please refer to the PA Admissions website: <a href="http://www.wichita.edu/pa">www.wichita.edu/pa</a>.</li></ul>
<b><u>Student Involvement</u></b>	<ul style="list-style-type: none"><li>• The average Cumulative GPA of accepted students is 3.70 or higher.</li><li>• Active membership in the Pre-PA club while enrolled at WSU with participation in leadership activities.</li><li>• Documented hours of direct patient care.</li><li>• Shadowing and volunteer experience in a variety of health care settings with diverse populations.</li><li>• Minor in Biological Sciences and/or Chemistry.</li></ul>

# Bachelor of Science in Health Science - WSU PA Customized Plan of Study

Complete before the start of the PA program one (1) semester of each of the following: Statistics (STAT 370 or PSY 301), and General Psychology (PSY) or higher PSY course.

## Bachelor of Science in Health Science Required Classes - 32-33 CrHrs

Course Number	Course Name	Credit Hours	Prerequisites	Semester	Instruction Method	Required
MLS 203/303	Medical Terminology	2 or 3		All	OLA	X
PHIL 327	Bioethics	3		All	OLA	X
PHS 100	Introduction to Aging Studies	3		All	OLA	X
PHS 300	Careers in Healthcare	3		All	OLS/OLA	X
PHS 310	Introduction to US Healthcare and Admin	3		All	OLA	X
PHS 325	Epidemiology	3	MATH 111, 242 or STAT 370	FI/Sp	OLA	X
PHS 344	Culturally Informed Healthcare	3		FI/Sp	OLA	X
PHS 356	Intro to Healthcare Policy, Law, and Ethics	3		FI/Sp	OLA	X
PHS 408	Adaptive Leadership	3		All	HYB/OLA	X
PHS 410	Health Communication	3		FI/Sp	OLA	X

## WSU Doctorate in Physical Associate (PA) Prerequisites (15 CrHrs) of Mathematics and Natural Science Required for BS in HS Competitive WSU PA applicants complete prerequisites with an average GPA of 3.70 or higher.

Additional credit hours count as open electives towards the required 120 total credit hours for a bachelor’s degree.

Course Number	Course Name	Credit Hours	Prerequisites	Semester	Instruction Method	Required
Biology (Minimum of nine (9) hours w/lab must include Microbiology)						
BIOL 210	General Biology I + BIOL 210L***	4		All	TCI	X
BIOL 211	General Biology II + BIOL 211L***	4	BIOL 210	FI/Sp	TCI	X
BIOL 220	Intro to Microbiology + BIOL 220L	4	CHEM 101 or 103 or 211	All	TCI	Choose One
BIOL 330	General Microbiology + BIOL 330 Lab***	5	BIOL 211 and CHEM 212	FI/Sp	TCI	
BIOL 309	Human Heredity	3		All	OLA	Choose One
BIOL 419	Genetics**	4	BIOL 211 and CHEM 212	FI	TCI	
Human Anatomy and Physiology (Minimum of five (5)hours w/lab)						
HS 290	Foundational Human Anatomy & Physiology*	5	CHEM 211	All	TCI	X
HS 600	Advanced Clinical Anatomy	5	BIOL 223 or HS 290	FI/Sp	TCI	Both strongly recommended.
BIOL 534	Human Physiology + BIOL 535L	5	BIOL 211 and CHEM 531	Sp	TCI	
Chemistry (Minimum of 12 hours w/lab)						
CHEM 211	General Chemistry I+ CHEM 211L	5	CHEM 110, 101 or 103 or HS Chem or Physics	All	TCI	X
CHEM 212	General Chemistry II + CHEM 212L	5	CHEM 211	FI/Sp	TCI	X
CHEM 531	Organic Chemistry I + CHEM 531L	5	CHEM 212	All	TCI	One required. Both strongly recommended.
CHEM 661	Introductory Biochemistry or MLS 331	5	CHEM 532 or 533 or 536	All	TCI	

## WSU PA strongly Recommended Courses

Course Number	Course Name	Credit Hours	Prerequisites	Semester	Instruction Method	Recommended
HS 301	Clinical Pharmacology	3	HS 290 or BIOL 223 and CHEM 103 or 211	All	TCI, OLA	X
PHS 331	Principles of Dietetics and Nutrition	3		All	CPI	X
HS 400	Introduction to Pathophysiology	4	BIOL 223 or 534, or HS 290	Sp	OLA	X
PSY 544	Abnormal Psychology	3	PSY 324	FI/Sp	OLA	X

\*HS 290 recommended for students entering WSU without a previous anatomy and physiology course. BIOL 223/223L Human Anatomy and Physiology also meets the anatomy requirement.  
\*\*Courses count towards the [Chemistry Minor \(https://wichita.edu/chem\\_minor\)](https://wichita.edu/chem_minor).  
\*\*\*Courses count towards the [Biological Sciences Minor \(https://wichita.edu/bio\\_sci\\_minor\)](https://wichita.edu/bio_sci_minor).  
Instruction Method Key: OLA (fully online asynchronous); OLS (fully online synchronous meeting times via video conference); HYB (mix of asynchronous online and in-person); TCI (traditional in-person class)

## Important Webpages, Numbers and Emails

<a href="#"><u>Department of Public Health Sciences</u></a>	316-978-3060 phs@wichita.edu
<a href="#"><u>Chelsea Dey, CHP Student Success Coach</u></a>	316-978-3239 chelsea.dey@wichita.edu
<a href="#"><u>Office of Student Success</u></a>	316-978-3209 student.success@wichita.edu
<a href="#"><u>College of Health Professions Advising Center</u></a>	316-978-3304 Option 2 CHP.Advisor@wichita.edu
<a href="#"><u>College of Health Profession's Dean's Office</u></a>	316-978-3600 Deansoffice.Students@wichita.edu
<a href="#"><u>Accounts Receivable</u></a>	316-978-3076 wsuaccountsreceivable@wichita.edu
<a href="#"><u>Housing and Residence Life</u></a>	316-978-3693 housing@wichita.edu
<a href="#"><u>Shocker Career Accelerator</u></a>	316-978-3435 SCA@wichita.edu
<a href="#"><u>Office of Financial Aid</u></a>	316-978-3430 finaidpostaward@wichita.edu
<a href="#"><u>University Bookstore</u></a>	316-978-3490 shockerstore@wichita.edu
<a href="#"><u>Registrar's Office</u></a>	316-978-3065 registration@wichita.edu
<a href="#"><u>Student Government Association</u></a>	316-978-3480 sga@wichita.edu
<a href="#"><u>Student Engagement, Advocacy and Leadership</u></a>	316-978-3022
<a href="#"><u>Technology Help Desk</u></a>	316-978-HELP (4357) helpdesk@wichita.edu
<a href="#"><u>OneStop</u></a>	1-855-978-1787 onestop@wichita.edu



WICHITA STATE  
UNIVERSITY

## Department of **Public Health Sciences**

The Bachelor of Science in Health Science (BSHS) is a pre-professional degree providing a foundation for a clinical healthcare career. It develops critical thinking skills in healthcare services, population health, disease, patient communication, and leadership, and helps fulfill prerequisites for clinical programs. Unlike basic sciences, it specifically focuses on health-related topics. Graduates often pursue professional or graduate degrees in nursing, dental hygiene, medical laboratory science, physician assistant, physical therapy, occupational therapy, optometry, dentistry, medicine, and other clinical health professions.

Overall employment in clinical healthcare occupations is projected to grow much faster than average from 2022 to 2032, with about 1.8 million openings annually due to growth and worker replacement.

### **Contact Information :**



316-978-3060



[www.wichita.edu/phs](http://www.wichita.edu/phs)



1845 Fairmont, Box 43, Wichita, KS 67260