



# WICHITA STATE UNIVERSITY





# OUR CITY WICHITA

LARGEST CITY IN KANSAS  
423 KM<sup>2</sup> IN SIZE




# OUR CAMPUS



WICHITA IS IN THE  
**CENTRAL  
TIME ZONE**

**4 SEASONS**

WICHITA POPULATION  
**645,000**



**220+**  
DAYS OF  
**SUNSHINE**



SUMMER  
**32°C**  
(JUN-AUG)



FALL  
**21°C**  
(SEP-NOV)



WINTER  
**7°C**  
(DEC-FEB)



SPRING  
**20°C**  
(MAR-MAY)



15 minutes



- WSU is one of the **safest universities** of its size in the USA
- Over **225 majors and specializations** available
- Programs range from **ESL, Bachelor's, Master's, and PhD**
- Business school ranked in the top **5% of business schools worldwide** with dual accreditation from **AACSB**
- **Top 100 Engineering School** with **ABET** accreditation
- **Scholarships available** starting from **US\$4,800 per year**
- **Ranked third** nationally in industry-funded aerospace research and development
- **Over 250 unique employers** on campus
- **Partner companies on campus** that offer research and job opportunities
- Out of the 100 largest USA metro areas, **Wichita ranks #1** in percentage of jobs involving **STEM** occupations
- Wichita is the **No. 1 most affordable college city** in the USA



# WICHITA STATE CAMPUS



Public university  
founded in  
1895



Student Population:  
17,000



International Student Population:  
3,100+ from 100+ countries



Student to Teacher Ratio:  
19:1



Office of International Education  
1845 Fairmount St.  
Wichita, Kansas 67260-0122 USA

- **International Education Buildings**
  - GI - Garvey International Center
  - IE - Intensive English Language Center

- **Student Housing**
  - FL - The Flats
  - SH - Shocker Hall
  - SU - The Suites

- **Sports Complexes**
  - ES - Eck Stadium (home of Shocker baseball)
  - HC - Heskett Center (Gym + E-Sports)
  - KA - Koch Arena (home of Shocker basketball)
  - WS - Wilkins Stadium (home of Shocker softball)

- **Partnership Buildings**
  - AB - Airbus Partnership Building
  - NA - NetApp Partnership Building
  - SP - Spirit AeroSystems Partnership Building

- **Buildings of Interest**
  - AL - Ablah Library
  - AH - Ahlberg Hall (Health Professions)
  - AR - National Institute for Aviation Research (NIAR)
  - CH - Clinton Hall (Business)
  - DA - Duerkson Fine Arts Center (Arts)
  - EB - Engineering Building & Beech Wind Tunnel
  - HP - Hotel on campus
  - JB - John Bardo Center (Engineering Building)
  - PH - Original Pizza Hut Museum (Founded at WSU)
  - PS - Police Station
  - RS - Rhatigan Student Center
  - SB - Starbucks
  - UL - Ulrich Museum of Art
  - WH - Woolsey Hall (NEW Business Building)
  - YC - YMCA (Gym + Student Health + Urgent Care)

#### NOTICE OF NONDISCRIMINATION

Wichita State University (WSU) does not discriminate in its employment practices, or in its educational programs or activities on the basis of age (40 years or older), ancestry, color, disability, ethnicity, gender, gender expression, gender identity, genetic information, marital status, national origin, political affiliation, pregnancy, race, religion, sex, sexual orientation, or status as a veteran. WSU also prohibits retaliation against any person making a complaint of discrimination or against any person involved or participating in the investigation of any such allegation. Sexual misconduct, relationship violence, and stalking are forms of sex discrimination and are prohibited under Title IX of the Education Amendments Act of 1972, other federal law, and WSU policy. The following persons have been designated to handle inquiries regarding WSU's non-discrimination policies: the Institutional Equity and Compliance Director (Telephone: (316) 978-3205), Title IX Coordinator (Telephone: (316) 978-5177), or Equal Opportunity Coordinator (Telephone: (316) 978-3186), each located at Wichita State University, 1845 Fairmount, Wichita, KS 67260, Human Resources Building.

# STUDENT LIFE

- ➔ 200+ student organizations
- ➔ Career workshops and advising available
- ➔ Free city bus with use of Student ID
- ➔ Free activities for international students to experience U.S. culture
- ➔ Free YMCA gym membership on campus and greater Wichita area
- ➔ Bike share program available
- ➔ Free tickets to campus athletic events, concerts, and theatre performances
- ➔ Fitness facilities on campus
- ➔ Student Health Services on campus





# CAMPUS LIVING

## SHOCKER HALL

- Built in 2015
- Laundry room, community kitchen, and lounge on each floor
- Entertainment and recreational space are plentiful, including a TV lounge, and a common outdoor gathering area

## THE FLATS

- Built in 2017
- Fully furnished apartments
- Kitchens in each apartment so students may cook
- Swimming pool, clubhouse, and reserved parking

## THE SUITES

- Built in 2018
- Private bedrooms available
- Small kitchen in suite so students may cook
- Washer and dryer in each suite



- **Shocker Dining Hall** - American and international cuisine; halal, vegetarian, and other foods available
- **Student Center Dining** - Quick dining options
- **Food Truck Plaza** - Variety of cuisine available
- **Groundhouse** - Coffee, snacks, and health food options
- **Braeburn Square** - Variety of restaurants available



# POPULAR MAJORS AND SPECIALIZATIONS

## ENGINEERING

- Aerospace Engineering** - B
- Aerospace Engineering** - M, D
- Aerodynamics & Fluid Mechanics
- Structures & Solid Mechanics
- Flight Dynamics & Control
- Multi-Disciplinary Design, Analysis & Optimization
- Applied Computing** - B
- Biomedical Engineering** - B
- Biomedical Engineering** - M, D
- Biomaterials & Tissue Engineering
- Molecular & Cell Bioengineering
- Biomechanics & Rehabilitation Engineering
- Bio-Computational Modeling & Devices
- Innovation & Translational Biomedical Engineering
- Computer Engineering** - B
- Computer Science** - B, M
- Computing** - M
- Data Science** - M
- Electrical Engineering** - B
- Electrical & Computer Engineering** - M
- Communication & Signal Processing
- Computing Systems
- Control Systems & Architecture
- Power & Energy Systems
- Control Systems & Robotics

## Electrical Engineering & Computer Science - D

- Algorithms & Software Systems
- Communication & Signal Processing
- Computer Networking
- Computer Systems & Architecture
- Control Systems
- Energy & Power Systems
- Engineering Management** - M
- Engineering Technology** - B
- Sustainability Engineering Tech
- Engineering Tech Management
- Facilities Management
- Mechatronics Technology
- Industrial Engineering** - B
- Industrial Engineering** - M, D
- Human Systems Engineering
- Manufacturing Engineering
- Operations Research
- Production & Supply Chain Analytics
- Quality & Reliability Engineering
- Systems
- Mechanical Engineering** - B
- Mechanical Engineering** - M, D
- Materials Science & Engineering
- Mechanical Systems & Robotics/Control
- Thermal/Fluid Engineering
- Product Design & Manufacturing Engineering** - B

## BUSINESS

- Accounting** - B, M
- Business Administration** - B
- Business Analytics** - M
- Economics** - B, M
- Economics and Quantitative Analysis** - M
- Data Analytics
- Financial Economics
- International Economics
- Entrepreneurship** - B
- Finance** - B
- Human Resource Management** - B
- Info Technology & Mgmt Info Systems** - B
- International Business** - B
- Management** - B
- Management Science & Supply Chain Management** - M
- Marketing** - B
- MBA** - M
- Business Data Management
- Entrepreneurship & Innovation
- Finance
- Healthcare Administration
- Marketing

## APPLIED STUDIES & EDUCATION

- Athletic Training** - M
- Counseling** - M
- Early Childhood** - B
- Educational Leadership** - M, D
- Elementary Education** - B
- Exercise Science** - B, M
- Learning & Instructional Design** - M
- Middle Level Education** - B
- Secondary Education** - B
- Special Education** - M
- Sport Management** - B, M

## FINE ARTS

- Art - Studio Arts** - B, M
- Dance** - B
- Graphic Design** - B
- Media Arts** - B
- Animation
- Audio Production
- Game Design
- Filmmaking
- Music** - B, M
- Brass/Percussion/Winds
- Piano
- Strings
- Vocal
- & Many More
- Music Composition** - B, M
- Music Education** - B, M
- Music Performance** - B
- Music Theatre** - B
- Theatre** - B

## HEALTH PROFESSIONS

- Audiology** - D
- Comm Sciences & Disorders** - B, M, D
- Dental Hygiene** - B
- Health Management** - B
- Health Science** - B
- Medical Laboratory Sciences** - B
- Nursing** - B, M, D
- Physician Assistant** - M
- Physical Therapy** - D

## INNOVATION & DESIGN

- Innovation Design - M

## LIBERAL ARTS & SCIENCES

- Biological Sciences** - B
- Biochemistry
- Biological Sciences** - M
- Environmental Biology
- Cellular & Molecular Biology
- Chemistry** - B, M, D
- Communication** - B, M
- Electronic Media
- Integrated Marketing
- Journalism
- Strategic Communication
- Creative Writing** - B, M
- Criminal Justice** - B, M
- Earth, Environmental & Physical Sciences** - M
- Forensic Sciences** - B
- Geology** - B
- International Studies** - B
- Mathematics** - B, M, D
- Physics** - B, M
- Political Science** - B
- Pre-Law** - B
- Pre-Medicine** - B
- Psychology** - B
- Psychology** - D
- Clinical
- Community
- Human Factors
- Public Administration** - M
- Social Work** - B, M

**B = BACHELOR'S**  
**M = MASTER'S**  
**D = DOCTORATE**

For a complete list of majors: [WWW.WICHITA.EDU/MAJORS](http://WWW.WICHITA.EDU/MAJORS)



# UNDERGRADUATE

## Admission

### FRESHMAN

**GPA** 2.5/4.0  
or equivalent

No SAT required for admission  
Conditional admission is available

**72** TOEFL iBT

**6.0** IELTS

**105** Duolingo

➔ [www.wichita.edu/TOEFL](http://www.wichita.edu/TOEFL)

### HOW TO APPLY

➔ [www.wichita.edu/ApplyInternational](http://www.wichita.edu/ApplyInternational)

### TRANSFER

24 or more credit hours

**GPA** Requirement  
BY MAJOR

**2.00** — **2.25** — **2.50** — **3.00**

|              |          |             |              |
|--------------|----------|-------------|--------------|
| Engineering  | Business | Applied     | Health       |
| Fine Arts    |          | Studies     | Professions* |
| Liberal Arts |          | (Education) |              |
| & Sciences   |          |             | *varies by   |
|              |          |             | major        |

➔ [www.wichita.edu/TransferGateway](http://www.wichita.edu/TransferGateway)

## Finances

### ESTIMATED COST

2023-2024 (9 months)

|                  |            |
|------------------|------------|
| Tuition & Fees   | US\$17,600 |
| Housing & Meals  | 12,500     |
| Books            | 1,200      |
| Health Insurance | 2,500      |

|                              |            |
|------------------------------|------------|
| Total                        | US\$33,800 |
| + Global Select Scholarship* | -4,800     |

New Total US\$29,000

➔ [www.wichita.edu/UGExpenses](http://www.wichita.edu/UGExpenses)

### GLOBAL SELECT SCHOLARSHIP

**US\$4,800-\$6,000**

- Award amount listed is per year
- Automatically renewed until the end of your program
- Students with GPA 3.0/4.0 or its international equivalent are eligible
- \*Scholarship not guaranteed

➔ [www.wichita.edu/GlobalSelect](http://www.wichita.edu/GlobalSelect)

# GRADUATE

## Admission

### HOW TO APPLY

➔ [www.wichita.edu/graduate](http://www.wichita.edu/graduate)

**GPA** Requirement + **BACHELOR'S DEGREE** + **GRE or GMAT**  
BY MAJOR Must be substantially equivalent to a U.S. bachelor's degree (some 3-year degree programs accepted) Required for some programs

**2.75** — **3.00**

### ENGLISH TEST SCORES\*

\*Some programs may have higher requirements

|             | TOEFL iBT | IELTS      | Duolingo   |
|-------------|-----------|------------|------------|
| <b>GRAD</b> | <b>79</b> | <b>6.5</b> | <b>115</b> |
| <b>MBA</b>  | <b>88</b> | <b>7.0</b> | <b>125</b> |

## Finances

### ESTIMATED COST

2023-2024 (9 months)

|                  | GRAD       | MBA       |
|------------------|------------|-----------|
| Tuition & Fees   | US\$17,600 | US\$9,000 |
| Housing & Meals  | 8,300      | 8,300     |
| Books            | 1,100      | 1,100     |
| Health Insurance | 2,500      | 2,500     |

|                              |            |            |
|------------------------------|------------|------------|
| Total                        | US\$29,500 | US\$20,900 |
| + Global Select Scholarship* | -5,300     | N/A        |

New Total US\$24,200 US\$20,900

➔ [www.wichita.edu/GradSchoolAwards](http://www.wichita.edu/GradSchoolAwards)

➔ [www.wichita.edu/GlobalSelect](http://www.wichita.edu/GlobalSelect)

### ASSISTANTSHIPS

**\$4MIL** available for stipends

- Awarded to nearly 50% of WSU international graduate students

### GLOBAL SELECT SCHOLARSHIP

**US\$5,300-\$7,000**

- Award amount listed is per year
- Automatically renewed until the end of your program
- Students with GPA 3.3/4.0 or its international equivalent are eligible
- \*Scholarship not guaranteed





# INTENSIVE ENGLISH LANGUAGE CENTER

## ON-CAMPUS

**7 LEVELS** - all levels of English ability  
**8 WEEKS** per level  
**23 HOURS** of instruction per week  
**61 TOEFL** score can enroll part-time in academic classes if admitted to an undergraduate program  
**CERTIFICATE OF COMPLETION** after each level and at the end of the program  
**FULL ACCESS** to all university facilities, medical clinic, and university housing  
**NO TOEFL REQUIREMENT** after completing the program for undergraduate study

### ESTIMATED COST (2023-2024)

|                   | Semester = 2 levels |                   |
|-------------------|---------------------|-------------------|
|                   | One Semester        | Two Semesters     |
| Tuition & Fees    | US\$8,900           | US\$17,600        |
| Housing & Meals   | 6,300               | 12,500            |
| Books             | 600                 | 1,200             |
| Medical Insurance | 1,300               | 2,500             |
| <b>Total</b>      | <b>US\$17,100</b>   | <b>US\$33,800</b> |

## ONLINE

**3 LEVELS** - Intermediate II, Advanced I & II  
**16 WEEKS** per level - 2 classes per 8 weeks  
**CERTIFICATE OF COMPLETION** after each level

|                |                  |
|----------------|------------------|
| Tuition & Fees | US\$1,698        |
| Books          | 300              |
| <b>Total</b>   | <b>US\$1,998</b> |

➔ [www.wichita.edu/IELC](http://www.wichita.edu/IELC)

**CLASSES IN:** Grammar, Reading, Writing, Speaking/Listening  
 - Conversation classes to practice English  
 - Academic preparation classes  
 - Small class sizes

#### INTAKES:

- **Fall Semester:** August - December
- **October Session:** October - December
- **Spring Semester:** January - May
- **March Session:** March - May
- **Summer Session:** June - July

Semester = 2 levels

One Semester Two Semesters

|                   |                   |                   |
|-------------------|-------------------|-------------------|
| Tuition & Fees    | US\$8,900         | US\$17,600        |
| Housing & Meals   | 6,300             | 12,500            |
| Books             | 600               | 1,200             |
| Medical Insurance | 1,300             | 2,500             |
| <b>Total</b>      | <b>US\$17,100</b> | <b>US\$33,800</b> |

**US\$1,000\***  
**SCHOLARSHIPS**

\*limited availability

# WHY WICHITA STATE?



**Hassan, Saudi Arabia, Mechanical Engineering**

I chose Wichita State University because of its Mechanical Engineering department. It's really strong and famous. Most professors are willing to help students through email or office hours. Housing is so close to classes that you can just walk.



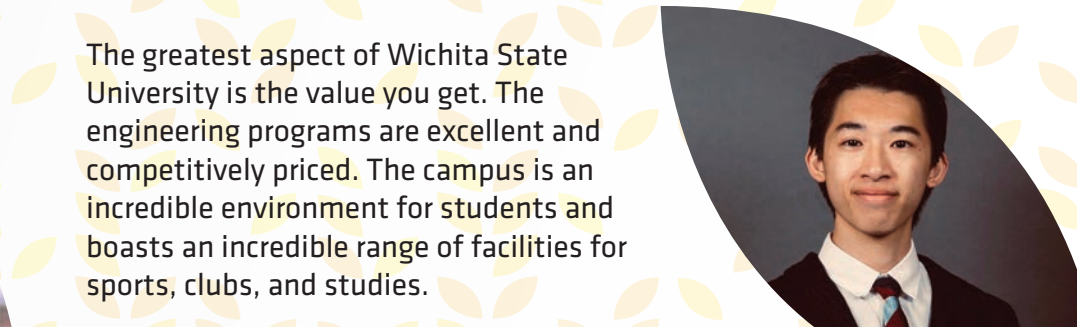
**Fabiola, Peru, Human Resource Management**

My time in Wichita State helped me to achieve personal and professional goals. I have the dream to make my own company in future and help people to succeed. I like when teachers care about your future and dedicate you some time to develop those big dreams. I'm happy to say I have good teachers and feel I'm in the correct place.



**Ashruta, Nepal, Applied Economics**

I chose WSU because it has a good variety of programs and fit the campus size I would be comfortable with, moving to a new country on my own. It encourages art and wellbeing along with academic achievements.



**Yie Jian, Malaysia, Aerospace Engineering**

The greatest aspect of Wichita State University is the value you get. The engineering programs are excellent and competitively priced. The campus is an incredible environment for students and boasts an incredible range of facilities for sports, clubs, and studies.



**Don, Zimbabwe, Aerospace Engineering**

My favourite thing about Wichita State is the wonderful community. It might seem like a huge campus but within a matter of days, you would have built relationships like family. The professors are more than helpful and go out of their way to meet an individual's specific needs. The school doesn't feel like school it feels like you at home.



**Athira, India, Industrial Engineering**

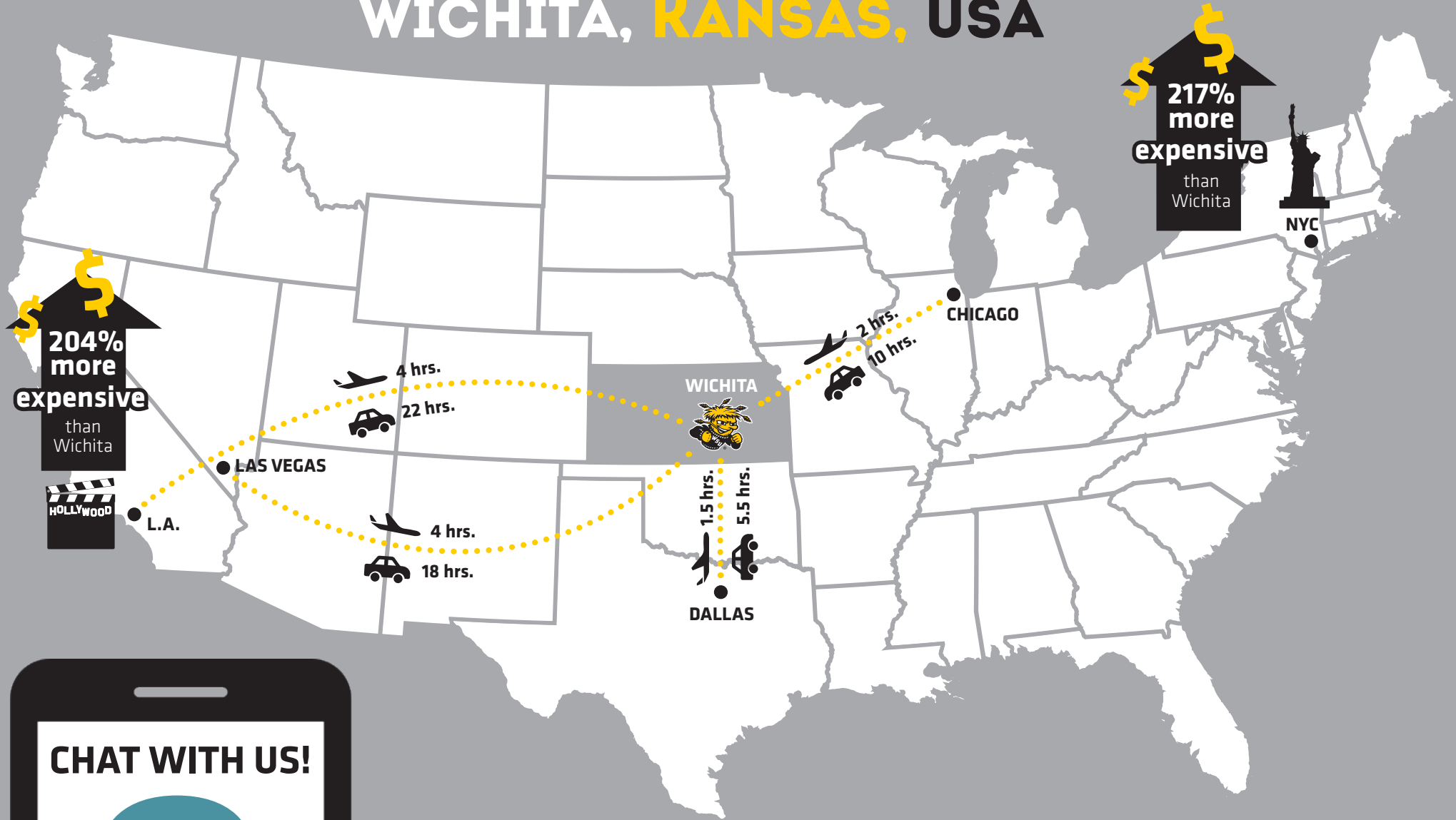
One reason I like Wichita State is the job opportunities you can have. I was able to find 3 on-campus jobs during my freshman and sophomore years. Almost everyone I have met in Wichita is nice and helpful. Everyone is warm and welcoming. There are lots of people who make me think this is my home away from home.

## HOW TO APPLY

➔ [www.wichita.edu/ApplyInternational](http://www.wichita.edu/ApplyInternational)



# WICHITA, KANSAS, USA



## CHAT WITH US!



Message  
**Current Students or Staff**

[WICHITA.EDU/CHAT](https://www.wichita.edu/chat)

## CONNECT WITH US!



**Facebook:**  
[wichita.state](https://www.facebook.com/wichita.state)



**Instagram:**  
[wsu\\_international\\_adventures](https://www.instagram.com/wsu_international_adventures)



**Website:**  
[wichita.edu/International](https://www.wichita.edu/International)



**Email:**  
[international@wichita.edu](mailto:international@wichita.edu)



**Apply:**  
[wichita.edu/ApplyInternational](https://www.wichita.edu/ApplyInternational)



**YouTube:**  
[youtube.com/WichitaStateUniversityInternationalEducation](https://www.youtube.com/WichitaStateUniversityInternationalEducation)