


Input:	Test Plan Prefix	Test Plan #	Material	Test	Cure Cycle	Condition					
	AITR	1392	IMU	LT	LH	CTD					

Test Group: AITR1392-IMU-LT-LH-CTD

Material:	<u>MTM45-1/IM7-145-32%RW</u>	Normalization:	Cured Ply Thickness:	<u>0.0055</u>	#Plies:	<u>16</u>	ACG, Inc. Material & Process Laboratory Report 
Test Type:	<u>Longitudinal Tensile</u>	Condition:	<u>CTD</u>				
Test Method:	<u>MP1112 (ASTMD3039)</u>	Modulus/Poisson's Range:	<u>Chord 0.1% to 0.3%</u>				


Specimen ID	Length, in.	Width, in.	Thickness, in.	Cured Ply Thickness:	Ultimate Load, lb.	Failure Mode	Ultimate Strength ⁽¹⁾ , ksi		Modulus, Msi		Poisson's Ratio
							Measured	Normalized	Measured	Normalized	
AITR1392-IMU-LT-C-LH1-CTD-1	10.063	1.0051	0.0879	0.0055	NT		325.124	324.755	22.55	22.521	NT
AITR1392-IMU-LT-C-LH1-CTD-2	10.061	1.0053	0.0847	0.0053	NT		334.889	322.457	23.07	22.217	NT
AITR1392-IMU-LT-C-LH1-CTD-3	10.061	1.0059	0.0868	0.0054	NT		334.800	330.298	22.86	22.555	NT
AITR1392-IMU-LT-C-LH1-CTD-4	10.063	1.0059	0.0872	0.0055	NT		310.890	308.063	23.17	22.962	NT
Minimum	10.0602	1.0051	0.0847	0.0053			310.890	308.063	22.547	22.217	
Maximum	10.0634	1.0059	0.0879	0.0055			334.889	330.298	23.173	22.962	
Average	10.0617	1.0056	0.0869	0.0054			326.426	321.393	22.914	22.564	
Standard Deviation	0.0013	0.0004	0.0013	0.0001			11.326	9.476	0.277	0.306	
Coefficient of Variation (%)	0.01	0.04	1.45	1.45			3.47	2.95	1.21	1.36	
No. Specimens	5	5	5	5			4	4	4	4	

Notes:
NT=Not Tested
NR=No Result
GE=Gage Error
FM=Failure Mode Unacceptable

(1) Derived in accordance with AI/TR/1392 Table 3a , note (1)

Input:	Test Plan Prefix	Test Plan #	Material	Test	Cure Cycle	Condition					
	AITR	1392	IMU	LT	LH	RTD					

Test Group: AITR1392-IMU-LT-LH-RTD

Material: <u>MTM45-1/IM7-145-32%RW</u>	Normalization:	Cured Ply Thickness: <u>0.0055</u>	#Plies: <u>16</u>	
Test Type: <u>Longitudinal Tensile</u>	Condition: <u>RTD</u>			
Test Method: <u>MP1112 (ASTMD3039)</u>	Modulus/Poisson's Range: <u>Chord 0.1% to 0.3%</u>			


Specimen ID	Length, in.	Width, in.	Thickness, in.	Cured Ply Thickness:	Ultimate Load, lb.	Failure Mode	Ultimate Strength ⁽¹⁾ , ksi		Modulus, Msi		Poisson's Ratio
							Measured	Normalized	Measured	Normalized	
AITR1392-IMU-LT-C-LH1-RTD-1	10.063	1.0057	0.0874	0.0055	NT		339.367	336.989	21.14	20.987	NT
AITR1392-IMU-LT-C-LH1-RTD-2	10.061	1.0054	0.0868	0.0054	NT		346.996	342.396	22.99	22.680	NT
AITR1392-IMU-LT-C-LH1-RTD-3	10.064	1.0061	0.0872	0.0054	NT		327.640	324.600	22.84	22.624	NT
AITR1392-IMU-LT-C-LH1-RTD-4	10.064	1.0060	0.0868	0.0054	NT		341.820	337.158	22.59	22.284	NT
Minimum	10.0613	1.0054	0.0868	0.0054			327.640	324.600	21.135	20.987	
Maximum	10.0638	1.0061	0.0879	0.0055			346.996	342.396	22.985	22.680	
Average	10.0630	1.0058	0.0872	0.0055			338.956	335.286	22.387	22.144	
Standard Deviation	0.0010	0.0003	0.0005	0.0000			8.186	7.553	0.850	0.791	
Coefficient of Variation (%)	0.01	0.03	0.52	0.52			2.42	2.25	3.80	3.57	
No. Specimens	5	5	5	5			4	4	4	4	

Notes:
NT=Not Tested
NR=No Result
GE=Gage Error
FM=Failure Mode Unacceptable

(1) Derived in accordance with AI/TR/1392 Table 3a , note (1)
FORM MP1112 (ASTMD3039)
Page 2

Input:	Test Plan Prefix	Test Plan #	Material	Test	Cure Cycle	Condition						
	AITR	1392	IMU	UNC0	LH	RTD						

Test Group: AITR1392-IMU-UNC0-LH-RTD

Material:	<u>MTM45-1/IM7-145-32%RW</u>	Normalization:	Cured Ply Thickness:	<u>0.0055</u>	#Plies:	<u>16</u>	ACG, Inc. Material & Process Laboratory Report 
Test Type:	<u>90/0 Compression</u>	Condition:	<u>RTD</u>				
Test Method:	<u>MP1114 (ASTMD6641)</u>	Modulus/Poisson's Range:	<u>Chord 0.1% to 0.3%</u>				

Specimen ID	Length, in.	Width, in.	Thickness, in.	Cured Ply Thickness:	Ultimate Load, lb.	Failure Mode	Ultimate Strength, ksi		Modulus, Msi		Poisson's Ratio
							Measured	Normalized	Measured	Normalized	
AITR1392-IMU-UNC0-C-LH1-RTD-1	5.499	0.5034	0.0876	0.0055	4793.00	HIT/BGT	108.752	108.196	10.87	10.813	0.028
AITR1392-IMU-UNC0-C-LH1-RTD-2	5.500	0.5042	0.0878	0.0055	4774.00	HIT/BGT	107.821	107.596	10.66	10.639	0.036
AITR1392-IMU-UNC0-C-LH1-RTD-3	5.501	0.5042	0.0880	0.0055	4699.00	BGT	105.919	105.899	10.56	10.558	0.021
AITR1392-IMU-UNC0-C-LH1-RTD-4	5.501	0.5045	0.0875	0.0055	4533.00	HIB/BGB	102.726	102.104	10.23	10.164	0.017
AITR1392-IMU-UNC0-C-LH1-RTD-5	5.501	0.5043	0.0871	0.0054	4924.00	HGT	112.080	110.955	10.21	10.109	0.015
Minimum	5.4987	0.5034	0.0871	0.0054	4533.00		102.726	102.104	10.212	10.109	0.0150
Maximum	5.5014	0.5045	0.0880	0.0055	4924.00		112.080	110.955	10.869	10.813	0.0360
Average	5.5002	0.5041	0.0876	0.0055	4744.60		107.460	106.950	10.506	10.457	0.0234
Standard Deviation	0.0011	0.0004	0.0003	0.0000	143.39		3.461	3.263	0.284	0.307	0.0086
Coefficient of Variation (%)	0.02	0.08	0.38	0.38	3.02		3.22	3.05	2.71	2.94	36.84
No. Specimens	5	5	5	5	5		5	5	5	5	5

Notes:
NT=Not Tested
NR=No Result
GE=Gage Error
FM=Failure Mode Unacceptable

Input:	Test Plan Prefix	Test Plan #	Material	Test	Cure Cycle	Condition			
	AITR	1392	IMU	SBS	LH	CTD			

Test Group: AITR1392-IMU-SBS-LH-CTD

Material:	MTM45-1/IM7-145-32%RW	Normalizati	Cured Ply Thickness:	0.0055
Test Type:	Short Beam Shear	Condition:	CTD	#Plies: 16
Test Method:	MP1116 (ASTMD2344)	Span (4t):	0.35	

ACG, Inc. Material & Process Laboratory Report	
---	---

Specimen ID	Length, in.	Width, in.	Thickness, in.	Cured Ply Thickness:	Ultimate Load, lb.	Failure Mode	Ultimate Strength, ksi	
							Measured	Normalized
AITR1392-IMU-SBS-C-LH1-CTD-1	0.559	0.2530	0.0896	0.0056	569.00	ILS	18.832	19.168
AITR1392-IMU-SBS-C-LH1-CTD-2	0.561	0.2500	0.0882	0.0055	580.00	ILS	19.728	19.773
AITR1392-IMU-SBS-C-LH1-CTD-3	0.560	0.2525	0.0887	0.0055	554.00	ILS	18.559	18.699
AITR1392-IMU-SBS-C-LH1-CTD-4	0.561	0.2515	0.0883	0.0055	566.00	ILS	19.122	19.180
AITR1392-IMU-SBS-C-LH1-CTD-5	0.560	0.2545	0.0882	0.0055	612.00	ILS	20.441	20.495

Minimum	0.5585	0.2500	0.0882	0.0055	554.00		18.559	18.699
Maximum	0.5610	0.2545	0.0896	0.0056	612.00		20.441	20.495
Average	0.5599	0.2523	0.0886	0.0055	576.20		19.336	19.463
Standard Deviation	0.0010	0.0017	0.0006	0.0000	22.05		0.754	0.691
Coefficient of Variation (%)	0.17	0.67	0.65	0.65	3.83		3.90	3.55
No. Specimens	5	5	5	5	5		5	5

Notes:
 NT=Not Tested
 NR=No Result
 FM=Failure Mode Unacceptable

Input:	Test Plan Prefix	Test Plan #	Material	Test	Cure Cycle	Condition			
	AITR	1392	IMU	SBS	LH	RTD			

Test Group: AITR1392-IMU-SBS-LH-RTD

Material:	MTM45-1/IM7-145-32%RW	Normalization	Cured Ply Thickness:	<u>0.0055</u>
Test Type:	Short Beam Shear	Condition:	RTD	#Plies: <u>16</u>
Test Method:	MP1116 (ASTMD2344)	Span (4t):	<u>0.35</u>	

ACG, Inc.
Material & Process
Laboratory Report



Specimen ID	Length, in.	Width, in.	Thickness, in.	Cured Ply Thickness:	Ultimate Load, lb.	Failure Mode	Ultimate Strength, ksi	
							Measured	Normalized
AITR1392-IMU-SBS-C-LH1-RTD-1	0.562	0.2525	0.0882	0.0055	413.00	ILS	13.909	13.940
AITR1392-IMU-SBS-C-LH1-RTD-2	0.562	0.2510	0.0888	0.0055	420.00	ILS	14.138	14.261
AITR1392-IMU-SBS-C-LH1-RTD-3	0.562	0.2525	0.0880	0.0055	419.00	ILS	14.137	14.143
AITR1392-IMU-SBS-C-LH1-RTD-4	0.561	0.2535	0.0875	0.0055	422.00	ILS	14.269	14.188
AITR1392-IMU-SBS-C-LH1-RTD-5	0.560	0.2520	0.0881	0.0055	394.00	ILS	13.310	13.325
Minimum	0.5600	0.2510	0.0875	0.0055	394.00		13.310	13.325
Maximum	0.5615	0.2535	0.0888	0.0055	422.00		14.269	14.261
Average	0.5611	0.2523	0.0881	0.0055	413.60		13.953	13.971
Standard Deviation	0.0007	0.0009	0.0005	0.0000	11.46		0.382	0.380
Coefficient of Variation (%)	0.12	0.36	0.51	0.51	2.77		2.74	2.72
No. Specimens	5	5	5	5	5		5	5

Notes:
NT=Not Tested
NR=No Result
FM=Failure Mode Unacceptable

