

# ADOBE CREATIVE CLOUD ACCOUNT

Document links may not work in Firefox. Scroll down to view guide information.

## Table of Contents

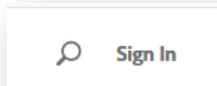
ACTIVATION.....	1
LOG IN .....	1
QUESTIONS? .....	3
CONTACT INFORMATION.....	3

## ACTIVATION

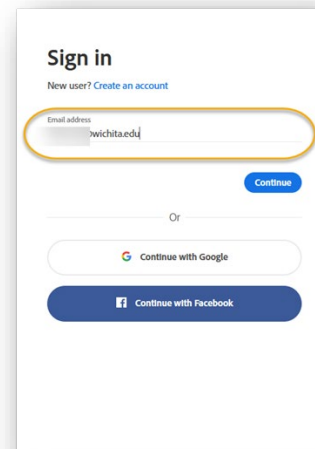
To activate an Adobe Creative Cloud account, contact the Help Desk at 4357.

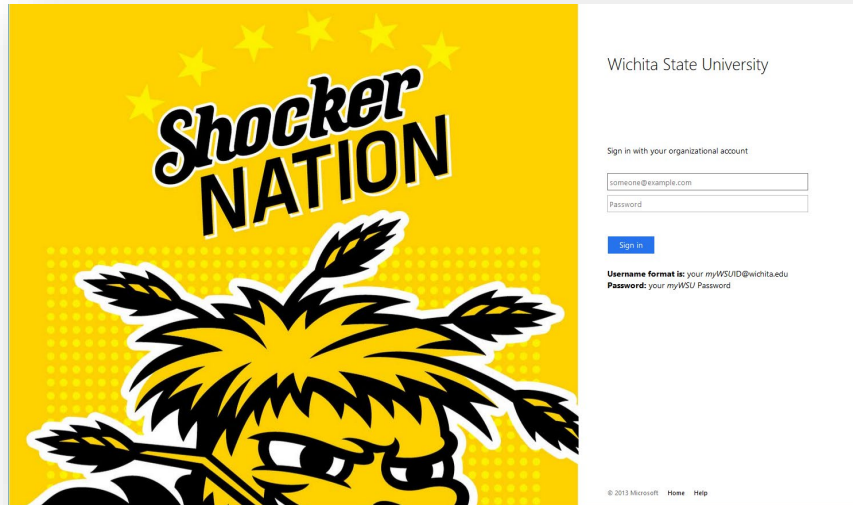
## LOG IN

1. Visit [Adobe Creative Cloud](#).
2. In the upper right, select **Sign In**.




3. For **Email Address**, enter your **myWSUID@wichita.edu** (e.g. **A123Z987@wichita.edu**). Press **Continue**.
4. You will be taken to a WSU log in screen. To log in enter:
  - a. Email address: your **myWSUID@wichita.edu** (e.g. **A123Z987@wichita.edu**)
  - b. Password: your myWSUID password.

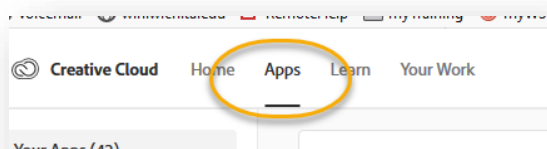




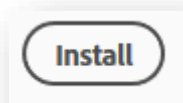
5. In the Adobe site, go to the upper right, click on the **waffle** (square grid), and select **Creative Cloud**.



6. On the upper left, select **Apps**.



7. Click the **Install** button to the right of the desired application(s).



## QUESTIONS?

### Contact information

---

Password Assistance:

- Technology Help Desk: (316) 978-HELP or [helpdesk@wichita.edu](mailto:helpdesk@wichita.edu)

Assistance:

- ITS Applications Training: (316) 978-5800 or [training@wichita.edu](mailto:training@wichita.edu)