





JUNE



ARC 2020



Advanced Blackboard



All About Professor Feedback



Agenda/Topics

- Feedback to Assignment
 - SafeAssign Reports
- Feedback to Discussion Board
- Feedback to Tests



Feedback to Assignments

- Instructor can give feedback to submitted assignment in two ways.
 - General feedback on overall quality of the work submitted.
 - Specific comment on specific area on the submitted work.

Assignment Details

GRADE
LAST GRADED ATTEMPT -/50

ATTEMPT
6/7/20 6:17 PM 35/50

FEEDBACK TO LEARNER

For the toolbar, press ALT+F10 (PC) or ALT+FN+F10 (Mac).

|

Undo Redo Bold

Add Notes

Cancel Save Draft Submit

SUBMISSION
JH-Assignment 2

Discussion boards must be set up with required points before any student posts, so it's best to set them up right away, even if questions have not yet come later.

Hands On Tasks: Set up one point—bearing in mind that you will need to go through how to set up one into a discussion board through how to set up one into a discussion board (step with instructor).


Add a comment here...

Cancel Post



How Students see Feedback on Assignment


- The student click on My Grades and locate the assignment.
 - Clicking the comment bubble pops the general feedback on submitted work.
- Clicking on the grade, opens the submission where the student can see both general and specific feedback.

Quiz 2 Test	Jun 7, 2020 9:21 PM SUBMITTED	- 1
Assignment 2 Assignment	Jun 7, 2020 9:52 PM GRADED	 48.00 /50
Chapter 1 Discussion Discussion	UPCOMING	- /10

Assignment 2

You followed the instruction carefully and included everything required for the assignment. Please go over the the comments I put in your work.

SafeAssign Report in progress...

SUBMISSION
 [Workshop Course Building.pptx](#)


COMMENTS

Feedback to Learner
6/7/20 9:52 PM

You followed the instruction carefully and included everything required for the assignment. Please go over the the comments I put in your work.

Save As Artifact OK

Agenda

 Frehiwot Wuhib
06/07/2020, 9:51 PM
Name it Presentation Overview, instead.

- Choose your IDA course template
- Modifying information items and uploads
- Working with course content task lists



SafeAssign Report

- SafeAssign is WSU's only plagiarism checking tool.
- To add SafeAssign to your assignment, click on Submission Details in the assignment setting.
 - This should be set before students submit their attempt.

* Points Possible

Associated Rubrics ▾

Name _____

[Submission Details](#)

[Grading Options](#)

[Submission Details](#)

If any students are enrolled in more than one group receiving grade for the assignment.

Assignment Type

Number of Attempts ▾

Plagiarism Tools

- Check submissions for plagiarism
- Allow students to view SafeAssign report
- Exclude submissions from plagiarism check

Although SafeAssign officially does not support multiple submissions per student, that preclude using it with other plagiarism tools. If SafeAssign is enabled with other plagiarism tools, Students may still be able to submit multiple times. setting.




How SafeAssign Report is Checked

- Students can submit their work whether they consent to the SafeAssign check or not.
- the student agreed for SafeAssign, both the student and the instructor can see the originality report for the work submitted

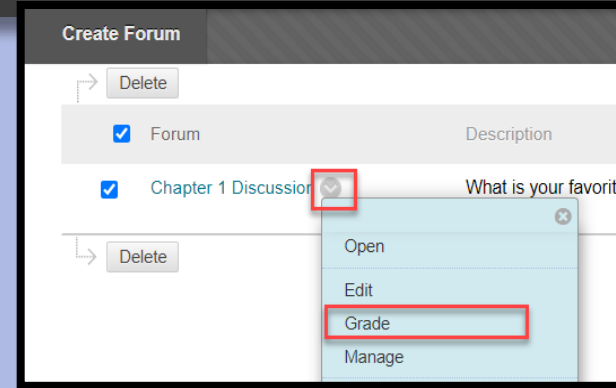
This screenshot shows the submission page for an assignment. At the top, it displays the due date as 'Monday, June 29, 2020' at 11:59 PM and 'Points Possible' as 100. Below this, there is a text submission area with a 'Write Submission' button. A dashed box highlights the file upload section, which includes 'Attach Files' and three buttons: 'Browse My Computer', 'Browse Content Collection', and 'Browse O...'. At the bottom, there is a checkbox labeled 'I agree to submit my paper(s) to the Global Reference Database' which is currently unchecked.

This screenshot shows the 'Assignment Details' page. It displays the 'GRADE' as 48.00/50 for the 'LAST GRADED ATTEMPT'. Below that, it shows the 'ATTEMPT' details for 6/7/20 at 9:47 PM, also with a grade of 48.00/50. A section for 'SafeAssign' shows a '0% overall match'. Underneath, a 'SAFEASSIGN SUBMISSION' section lists the file 'Workshop Course Building.pptx' with a '0%' match. A 'View Originality Report' button is visible at the bottom of this section.



Feedback to Discussion Board

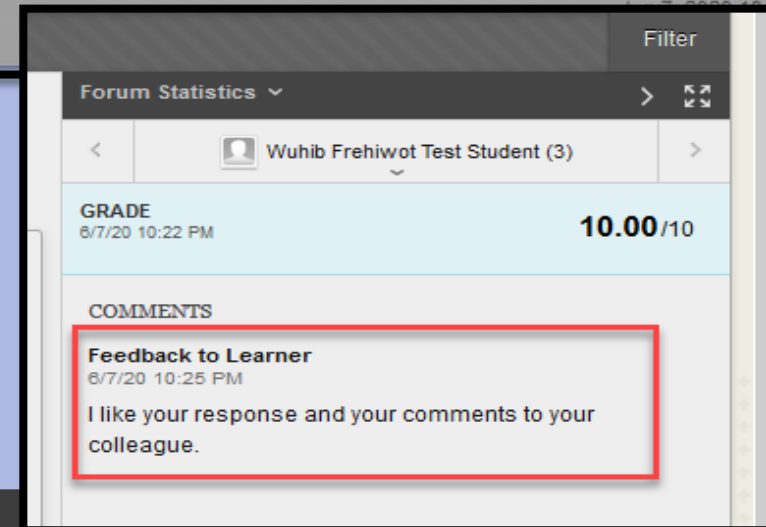
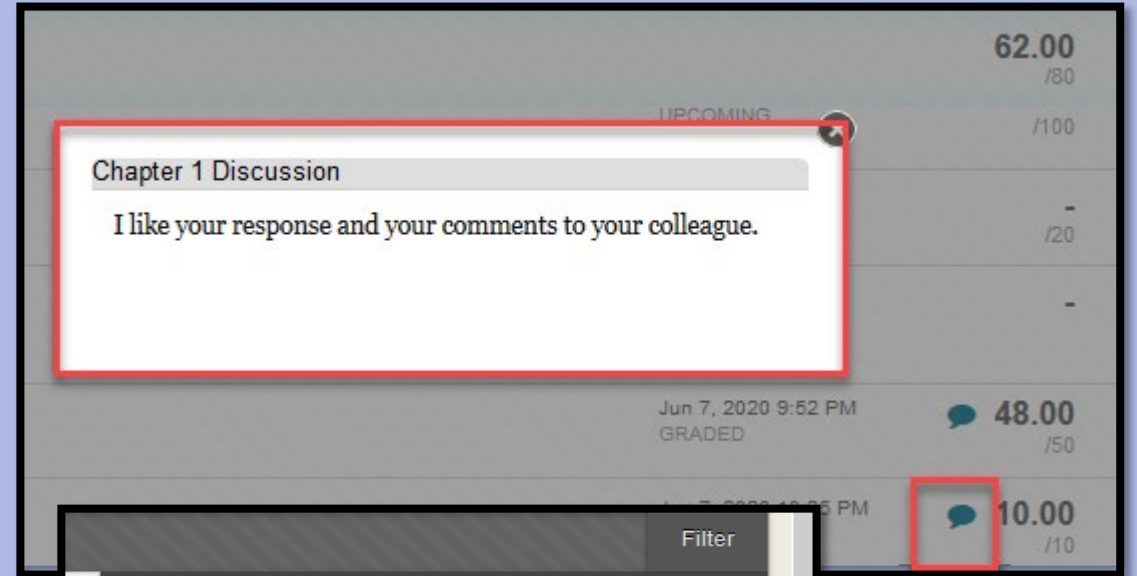
- The instructor can grade Discussion Forums from the Needs Grading Section, or directly from the discussion board.
- Then, give feedback in the provided space.





How Students see Feedback on Discussion Posts

- To see their grade and feedback, students click on My Grades and locate the discussion forum.
 - Clicking the comment bubble pops the general feedback on submitted work.
 - Clicking on the grade, opens the submission where the student can see both general and specific feedback.





Feedback to Tests

- What students see after they submit their attempt depends on how the instructor set the test.
- Before students submit their attempt, Blackboard will make them confirm; they will see what the instructor chose to show including feedback.

The screenshot shows a Blackboard test interface with a confirmation dialog box overlaid. The dialog box contains the text: "Test submission confirmation: Click Cancel to return to the test. Click OK to submit assessment." Below the text are two buttons: "OK" and "Cancel". The "OK" button is highlighted with a red border. In the background, the test questions are visible:

- QUESTION 37: Most of the United States operates as an agrarian society. Americans are regulated by clocks and calendars.
- QUESTION 38: Children with poor self-images are prone to develop Dominant cultures. Prejudices. Subsocieties. Privileges.
- QUESTION 39: The principle of seeing a culture as if we are a member of the culture is Multiculturalism. Cultural relativism. Cultural pluralism. Biculturalism.



Test Feedback with all Options Selected

- When the Test is set to show everything:
- Students see everything.

SHOW TEST RESULTS AND FEEDBACK TO STUDENTS

Test results and feedback are available to students after they complete a test. Set up to two rules to show results and feedback. Rules occur based on the events selected. Each rule specifies when and how to show students; such as scores, answers, and feedback for each question.

When <i>(i)</i>	Score per Question <i>(i)</i>	Answers <i>(i)</i>	Feedback <i>(i)</i>	Show Incorrect Questions <i>(i)</i>
After Submission	<input checked="" type="checkbox"/>	<input checked="" type="checkbox"/> All Answers <input checked="" type="checkbox"/> Correct <input checked="" type="checkbox"/> Submitted	<input checked="" type="checkbox"/>	<input type="checkbox"/>
---Choose---	<input type="checkbox"/>	<input type="checkbox"/> All Answers <input type="checkbox"/> Correct <input type="checkbox"/> Submitted	<input type="checkbox"/>	<input type="checkbox"/>

Review Test Submission: Quiz 3

User: John Allen Hammer
Course: ARC Advanced Blackboard
Test: Quiz 3
Started: 6/7/20 6:57 PM
Submitted: 6/7/20 6:58 PM
Status: Completed
Attempt Score: 4 out of 20 points
Time Elapsed: 0 minute
Results Displayed: All Answers, Submitted Answers, Correct Answers

Question 1

One of the states that requires homosexuality to be portrayed negatively in the curriculum is

Selected Answer: Alabama.

Answers: Vermont.

Alabama.

Texas.

Massachusetts.

0 out of 1 points

Question 2

The refuge for gays who were not welcome in other bars and in which the gay rights movement was born is

Selected Answer: [None Given]

Answers: Lavender Hotel.

Holiday Inn.

Stonewall Inn.

San Francisco Hostel.

0 out of 1 points



Test Feedback with Some Options Selected

- If the test is set to show only Score Per Question:

- Students will only see their score; they won't see the answer options, the correct answer, or what they submitted.

SHOW TEST RESULTS AND FEEDBACK TO STUDENTS

Test results and feedback are available to students after they complete a test. Set up to two rules to show results and feedback. Rules occur based on the events selected. Each rule specifies what to show students; such as scores, answers, and feedback for each question.

When	Score per Question	Answers	Feedback	Show Incorrect Questions
After Submission	<input checked="" type="checkbox"/>	<input type="checkbox"/> All Answers <input type="checkbox"/> Correct <input type="checkbox"/> Submitted	<input type="checkbox"/>	<input type="checkbox"/>
---Choose---	<input type="checkbox"/>	<input type="checkbox"/> All Answers <input type="checkbox"/> Correct <input type="checkbox"/> Submitted	<input type="checkbox"/>	<input type="checkbox"/>

Review Test Submission: Quiz 3

User: John Allen Hammer
Course: ARC Advanced Blackboard
Test: Quiz 3
Started: 6/7/20 9:13 PM
Submitted: 6/7/20 9:13 PM
Status: Completed
Attempt Score: **6 out of 20 points**
Time Elapsed: 0 minute

Question 1 0 out of 1 points
One's sexual attraction to persons of the same or opposite sex or both sexes is

Question 2 1 out of 1 points
Sexual attraction to persons of the same sex is

Question 3 0 out of 1 points
Males who are sexually attracted to other males are



What the Student Sees Overall

- Graded: Ch. 1 Discussion, Assignment 2, and Quiz 3
- Needs Grading: Quiz 2, and Mid-Term Exam
- Not Submitted yet: Assignment 1, Quiz 1, and Participation

My Grades				
All	Graded	Upcoming	Submitted	Order by: Course
ITEM	LAST ACTIVITY	GRADE		
Weighted Total View Description Grading Criteria		-		
Total View Description Grading Criteria		62.00 /80		
Assignment 1 DUE: JUN 29, 2020 Assignment	UPCOMING	- /100		
Quiz 1 Test	UPCOMING	- /20		
Participation DUE: JUN 29, 2020 View Description	UPCOMING	-		
Quiz 2 Test	Jun 7, 2020 9:21 PM SUBMITTED	-		
Assignment 2 Assignment	Jun 7, 2020 9:52 PM GRADED	48.00 /50		
Chapter 1 Discussion Discussion	Jun 7, 2020 10:25 PM GRADED	10.00 /10		
Quiz 3 Test	Jun 7, 2020 9:21 PM GRADED	4.00 /20		
Mid-Term Exam Test	Jun 7, 2020 9:39 PM SUBMITTED	-		



JUNE



Thank You!