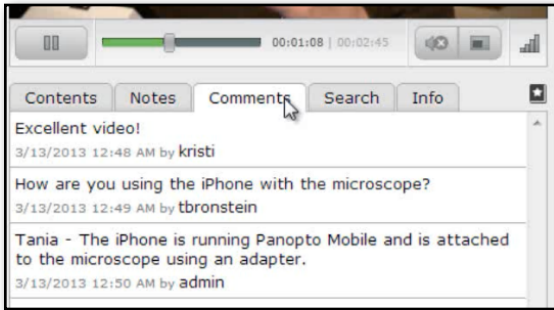




# Panopto: 4.3 Changes

## Viewer Features

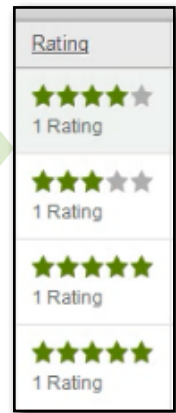
### Comments



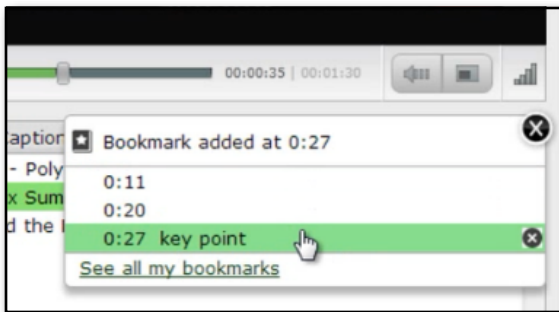
Comments allow students to write comments to the creator or **other viewers** about the video. Comments are meant to be community-oriented, and are not specific to a single point in the video. Only those enrolled in the course can leave comments. Students may edit their own comments, but **cannot** delete or edit others' comments. Comments are used differently than Notes, which are more for an individual's study use, and are tagged to the exact time code.

### Ratings

Similar to Comments, only those enrolled in the course can rate videos. One **instructional** use for this is to ask the students to rate the video on a scale from 1-5 on how well they understood the material. This would provide the instructor with general **feedback** about any learning gaps.



### Bookmarks



Bookmarks allow the student to mark **key areas** of the video to return to later. These are saved to the student's account, and only they will see them. They are saved even if the user logs out, giving them an easy way to mark where they left off in watching a video and can **easily return** to the same spot.

## Creator Features

### Cross-Fade Transitions

Now, whenever you cut or splice your videos in the Editor, a cross-fade transition will be added automatically. This will add a level of professionalism to your videos, avoiding that "Hard Cut" from before.



### Recorder Interruptions

In Windows, your Panopto Recorder will now automatically be able to **recover** from a system crash. You won't lose any thing you recorded before the crash, and what you record after resuming will be automatically merged with the first part.



### Viewer Rights

When a student receives the message, "Viewer rights are required to access this resource," they will now see a "Request Access" button. This will send you an email notifying you of the request, along with the user's myWSU ID. You can click the "Grant Access" link, or use that email as a prompt to go in to your Panopto video settings to make sure you configured the folders correctly.

